



Club Health Assessment for District 2 T1 through February 2025

			Status	Membership							Reports					Finance		LCIF
Club Number	Club Name	Charter Date		Current Member Count	YTD Members Added	YTD Members Dropped	YTD Net Growth	YTD Net Growth%	Member Count 12 Months Ago	Avg. length of service for dropped members	Months Since Last MMR ***	Yrs. Since Last Officer Report	President Rotation	Vice President Reported ****	Months Since Last Activity Report ***	Account Balance	Donations for current Fiscal Year	
			Number of times on status quo within last two years	If below 15 members appears					If net loss is greater than 20% appears			If no report in 3 months appears in	When more than one year appears in	Number of repeat terms	Notes the officers that do not have an active	If no report at 12 months appears in red		
Clubs less than two years old																		
156363	West Plains	10/10/2023	Active	32	7	11	-4	-11.11%	0	2	0				VP	0		\$980.00
Clubs more than two years old																		
627	ADRIAN	09/25/1958	Active	7	0	0	0	0.00%	0		12		4		P,M,VP,SC	N/R		
140661	Amarillo Community	01/16/2020	Active	27	0	1	-1	-3.57%	0	2	5			N	M,SC	5		
628	AMARILLO DOWNTOWN	09/20/1919	Active	74	6	6	0	0.00%	0	2	0			N	M,SC	0		\$415.00
Exc Award (06/30/2018)																		
148903	Amarillo El Barrio	12/01/2021	Active(2)	11	1	9	-8	-42.11%	0	3	2			N	S,M,SC	3		
43701	AMARILLO LAKE TANGLEWOOD	04/19/1984	Active	45	1	2	-1	-2.17%	0	1	0			N	M,SC	7		\$1,235.00
Exc Award (06/30/2022, 06/30/2024)																		
49791	AMARILLO LONESTAR	08/03/1989	Active	16	0	0	0	0.00%	0		1			N	P,M,VP,SC	24+		\$80.00
629	AMARILLO NORTH	06/21/1954	Active	7	0	2	-2	-22.22%	0	38	2			IP	M,SC	22		
149603	Amarillo River Falls	01/21/2022	Active	1	0	12	-12	-92.31%	0	3	1		2		S,T,M,VP,SC	N/A		
635	AMARILLO TASCOSA	10/23/1968	P- Active	0	0	11	-11	-100.00%	0	23	0		None		P,S,T,M,VP SC	24+		\$55.00
129083	Booker	10/25/2016	Active	16	5	5	0	0.00%	0	7	0				VP,SC	N/R		
125262	Borger	06/24/2015	Active(1)	9	0	0	0	0.00%	0		21		4	R	M,SC	24+		
639	CANADIAN	08/13/1948	Active	9	1	0	1	12.50%	0		1		2	R	M,SC	21		\$40.00
640	CANYON	05/02/1940	Active	235	24	18	6	2.62%	0	9	0			N	SC	0		\$2,395.00
Exc Award (06/30/2022, 06/30/2023, 06/30/2024)																		
643	CLARENDON	10/17/1922	Active	41	4	1	3	7.89%	0	2	2			N	M,VP	24+		\$20.00
Exc Award (06/30/2021, 06/30/2022)																		
43971	DARROUZETT	06/06/1984	Active	16	0	0	0	0.00%	0		11			R	M,VP,SC	18		
649	DIMMITT	04/22/1930	Active(1)	18	1	0	1	5.88%	0		0		3	R	M,SC	24+		\$85.00
651	DUMAS NOON	08/27/1930	Active	210	31	44	-13	-5.83%	0	6	2				VP,SC	24+		\$2,115.00
47218	FOLLETT	04/20/1987	Active	13	0	2	-2	-13.33%	0	8	2		11	R	M,VP,SC	10		
657	FRIONA NOON	04/25/1968	Active(1)	20	0	0	0	0.00%	0		21		3	R	T,M,VP,SC	24+		



Club Health Assessment for District 2 T1 through February 2025

Club Number	Club Name	Charter Date	Status	Membership							Reports					Finance	LCIF
				Current Member Count	YTD Members Added	YTD Members Dropped	YTD Net Growth	YTD Net Growth%	Member Count 12 Months Ago	Avg. length of service for dropped members	Months Since Last MMR ***	Yrs. Since Last Officer Report	President Rotation	Vice President Reported ****	Months Since Last Activity Report ***	Account Balance	Donations for current Fiscal Year
			Number of times on status quo within last two years	If below 15 members appears				If net loss is greater than 20% appears			If no report in 3 months appears	When more than one year appears in	Number of repeat terms	Notes the officers that do not have an active	If no report at 12 months red		
659	GROOM	04/24/1946	Active	21	0	1	-1	-4.55%	0	2	6		3	R	M,SC	6	
660	GRUVER	06/10/1954	Active	23	3	2	1	4.55%	0	11	0		2		P,M,VP,SC	N/R	\$110.00
664	HEDLEY	04/28/1942	Active	12	4	6	-2	-14.29%	0	4	1		6		M,VP,SC	24+	
665	HEREFORD	09/28/1928	Active	73	7	5	2	2.82%	0	15	0			N	M,SC	24+	
675	MEMPHIS	05/04/1942	Active	17	0	1	-1	-5.56%	0	17	7			N	P,M,SC	24+	
681	PAMPA	04/22/1927	Active	22	4	6	-2	-8.33%	0	3	2		2	N		24+	
683	PANHANDLE	09/08/1929	Active	10	0	1	-1	-9.09%	0	17	2		2	R	M,SC	17	\$55.00
142628	Panhandle Plains Kids Count	08/31/2020	Active(1)	25	3	1	2	8.70%	0	4	3			N	M,SC	N/A	90+ Days
684	PERRYTON	06/20/1928	Active	48	7	6	1	2.13%	0	8	0			N	M,SC	5	\$235.00
688	QUITAQUE	04/12/1948	Active(1)	14	0	0	0	0.00%	0		0		2		M,VP,SC	N/R	
696	STRATFORD	02/27/1946	Active	17	0	2	-2	-10.53%	0	38	2			N	P,M,VP,SC	N/R	
698	SUNRAY	04/16/1957	Active	28	1	1	0	0.00%	0	2	2			N	SC	24+	\$140.00
702	WELLINGTON	11/16/1970	Active	27	1	4	-3	-10.00%	0	7	1			N	SC	3	\$150.00
703	WHEELER	06/25/1971	Active	15	0	0	0	0.00%	0		8		4		P,M,VP,SC	24+	\$75.00
704	WHITE DEER	02/22/1946	Active	12	0	0	0	0.00%	0		9			N	M,SC	N/R	\$120.00

Clubs Cancelled Previous Fiscal Year – Clubs Cancelled within last 12 months may be reinstated

Club Number	Club Name	Charter Date	Current Status*	Cancellation Date
695	SPEARMAN	06/21/1928	Cancelled(8*)	06/29/2024

Current Total Clubs Count	YTD New Clubs Count	YTD Cancelled Clubs Count	YTD Net Club Gain	Current Total Members Count	YTD Add	YTD Drop	YTD Net Growth	YTD Net Growth %	Member Count 12 Months Ago	Average Member Count Per Club	% of Clubs with less than 20 members	% No MMR in 3 Months	% No Officer Report in 12 Months	% of Clubs with balance 90+ days	Number of Clubs in Status Quo	% Status Quo Clubs in Financial Suspension	Number of Cancelled Clubs	Average Cancelled Club Age	Members Lost Due to Cancellation	% of Clubs Cancelled for Non-Financial Reasons
35	0	0	0	1,171	111	160	-49	-4.02%	0	33	54%	29%	0%	3%	0	0%	0	0	0	0%



Club Health Assessment for District 2 T1 through February 2025

			Status	Membership							Reports					Finance	LCIF
Club Number	Club Name	Charter Date		Current Member Count	YTD Members Added	YTD Members Dropped	YTD Net Growth	YTD Net Growth%	Member Count 12 Months Ago	Avg. length of service for dropped members	Months Since Last MMR ***	Yrs. Since Last Officer Report	President Rotation	Vice President Reported ****	Months Since Last Activity Report ***	Account Balance	Donations for current Fiscal Year
			Number of times on status quo within last two years	If below 15 members appears				If net loss is greater than 20% appears			If no report in 3 months appears in	When more than one year appears in	Number of repeat terms	Notes the officers that do not have an active	If no report at 12 months appears in red		

* - P - Priority Club. Cancellation Reasons: 1-Objectives/conduct, 2-Non-active club, 5-Non-existing club, 6-Disbanding, 7-Merger, 8-Financial Suspension, 9-District/Multiple District Dues.
** - Abbreviation: P-President, S-Secretary, T-Treasurer, M-Member Chairperson, VP-First Vice President, MC-Communications Chairperson, SC-Service Chairperson
*** - Abbreviation: N/R - Never reported using the Lions Clubs website, N/A - Not applicable, No password registered for the Lions Clubs website.
**** - Abbreviation: N - New, IP - Immediate Past, R - Repeat.



Club Health Assessment for District 2 T2 through February 2025

Club Number	Club Name	Charter Date	Status	Membership							Reports					Finance	LCIF
				Current Member Count	YTD Members Added	YTD Members Dropped	YTD Net Growth	YTD Net Growth%	Member Count 12 Months Ago	Avg. length of service for dropped members	Months Since Last MMR ***	Yrs. Since Last Officer Report	President Rotation	Vice President Reported ****	Months Since Last Activity Report ***	Account Balance	Donations for current Fiscal Year
			Number of times on status quo within last two years	If below 15 members appears				If net loss is greater than 20% appears			If no report in 3 months appears in	When more than one year appears in	Number of repeat terms	Notes the officers that do not have an active	If no report at 12 months red		
Clubs more than two years old																	
128977	Brownfield Noon	10/04/2016	Active	38	5	7	-2	-5.00%	0	4	0		2	N	M,SC	1	\$500.00
	Exc Award (06/30/2024)																
713	COTTON CENTER	02/15/1960	Active	16	0	0	0	0.00%	0		6		4		S,T,M,VP,SC	24+	\$50.00
714	CROSBYTON	01/25/1937	Active	28	1	2	-1	-3.45%	0	48	2				M,VP,SC	24+	\$50.00
716	EARTH	06/02/1947	Active	15	0	0	0	0.00%	0		0			N	P,M,VP,SC	0	\$50.00
718	FLOYDADA	06/28/1946	Active	15	1	1	0	0.00%	0	1	1			N	M,SC	24+	\$50.00
719	HALE CENTER	01/14/1946	Active	9	0	2	-2	-18.18%	0	31	3				M,VP,SC	3	\$50.00
134656	Idalou	04/30/2018	Active(2)	20	0	0	0	0.00%	0		6		3		M,VP,SC	24+	\$50.00
722	JAYTON	11/02/1967	Active	22	5	5	0	0.00%	0	3	0			N	M,VP,SC	24+	\$58.00
727	LEVELLAND	11/14/1938	Active(2)	40	0	0	0	0.00%	0		8			N	SC	24+	\$111.00
34598	LEVELLAND EVENING	11/21/1977	Active	5	0	1	-1	-16.67%	0	6	1		6		P,M,VP,SC	24+	\$18.00
730	LITTLEFIELD EARLY RISERS	07/23/1973	Active	15	0	4	-4	-21.05%	0	5	0				T,M,VP,SC	24+	\$80.00
	Exc Award (06/30/2022)																
733	LORENZO	03/15/1945	Active	14	0	0	0	0.00%	0		6		4		P,M,VP,SC	24+	\$60.00
734	LUBBOCK	07/29/1929	Active	230	20	18	2	0.88%	0	11	0		2	R	SC	0	\$1,560.00
	Exc Award (06/30/2016)																
735	LUBBOCK HUB	02/22/1954	Active	8	0	0	0	0.00%	0		6		4		M,VP,SC	24+	\$60.00
	Exc Award (06/30/2017)																
136443	Lubbock Llano	09/18/2018	Active	24	1	0	1	4.35%	0		1		2	N	M,SC	0	\$69.00
737	LUBBOCK REDBUD SQUARE	03/20/1969	Active	27	2	1	1	3.85%	0	17	5			R	M,VP,SC	0	\$395.00
740	LUBBOCK SOUTH PLAINS	03/02/1951	Active	48	7	6	1	2.13%	0	20	0			N		1	\$1,040.00
	Exc Award (06/30/2023)																
741	MORTON	09/29/1938	Active(2)	21	0	1	-1	-4.55%	0	9	2				M,VP,SC	14	\$100.00
	Exc Award (06/30/2016)																
673	MOTLEY COUNTY	09/25/1928	Active(1)	15	0	3	-3	-16.67%	0	23	1		2		M,VP,SC	24+	\$60.00
125444	Muleshoe	07/23/2015	Active(1)	7	0	4	-4	-36.36%	0	7	6		3		P,M,VP,SC	24+	\$60.00



Club Health Assessment for District 2 T2 through February 2025

			Status		Membership						Reports						Finance		LCIF	
Club Number	Club Name	Charter Date		Current Member Count	YTD Members Added	YTD Members Dropped	YTD Net Growth	YTD Net Growth%	Member Count 12 Months Ago	Avg. length of service for dropped members	Months Since Last MMR ***	Yrs. Since Last Officer Report	President Rotation	Vice President Reported ****	Months Since Last Activity Report ***	Account Balance	Donations for current Fiscal Year			
			Number of times on status quo within last two years	If below 15 members appears				If net loss is greater than 20% appears			If no report in 3 months appears in	When more than one year appears in	Number of repeat terms	Notes the officers that do not have an active	If no report at 12 months red					
119406	OLTON	05/17/2013	Active	11	0	0	0	0.00%	0		6		2	P,T,M,VP,SC	24+		\$60.00			
748	PLAINVIEW	10/21/1929	Active	86	12	15	-3	-3.37%	0	9	0			N	M,SC	0	\$897.00			
	Exc Award (06/30/2022)																			
33504	PLAINVIEW BREAKFAST	03/24/1977	Active	8	1	0	1	14.29%	0		4			N	M,SC	5	\$60.00			
751	RALLS	03/06/1953	Active	10	0	0	0	0.00%	0		67		2	P,M,VP,SC	N/R		\$60.00			
752	ROBY	03/21/1941	Active	20	9	1	8	66.67%	0	0	1			IP	SC	1	\$60.00			
	Exc Award (06/30/2019, 06/30/2024)																			
753	ROPESVILLE	03/26/1953	Active(1)	44	2	10	-8	-15.38%	0	11	0		2	R	SC	24+	90+ Days \$60.00			
754	ROTAN	07/08/1947	Active	2	0	1	-1	-33.33%	0	58	3		7		M,VP,SC	1	\$60.00			
756	SEMINOLE	07/10/1940	Active	23	2	6	-4	-14.81%	0	11	1				P,T,M,VP,SC	1	\$111.00			
758	SHALLOWATER	03/30/1954	Active	35	2	2	0	0.00%	0	40	1			N	M,SC	4	\$105.00			
759	SLATON	01/19/1960	Active	21	3	6	-3	-12.50%	0	7	1		2	R	M,SC	N/R	\$60.00			
760	SNYDER	08/19/1924	Active	68	8	6	2	3.03%	0	4	2			N		4	\$1,831.00			
769	WHITHARRAL	01/23/1958	Active	25	0	1	-1	-3.85%	0	14	0		6		P,M,VP,SC	1	\$60.00			
61488	WOLFFORTH	02/08/1999	P- Active	0	0	0	0	0.00%	0		15	1	None	P,S,T,M,VP SC	24+					
Current Total Clubs Count	YTD New Clubs Count	YTD Cancelled Clubs Count	YTD Net Club Gain	Current Total Members Count	YTD Add	YTD Drop	YTD Net Growth	YTD Net Growth %	Member Count 12 Months Ago	Average Member Count Per Club	% of Clubs with less than 20 members	% No MMR in 3 Months	% No Officer Report in 12 Months	% of Clubs with balance 90+ days	Number of Clubs in Status Quo	% Status Quo Clubs in Financial Suspension	Number of Cancelled Clubs	Average Cancelled Club Age	Members Lost Due to Cancellation	% of Clubs Cancelled for Non-Financial Reasons
33	0	0	0	970	81	103	-22	-2.22%	0	29	45%	39%	3%	6%	0	0%	0	0	0	0%

* - P - Priority Club. Cancellation Reasons: 1-Objectives/conduct, 2-Non-active club, 5-Non-existing club, 6-Disbanding, 7-Merger, 8-Financial Suspension, 9-District/Multiple District Dues.

** - Abbreviation: P-President, S-Secretary, T-Treasurer, M-Member Chairperson, VP-First Vice President, MC-Communications Chairperson, SC-Service Chairperson

*** - Abbreviation: N/R - Never reported using the Lions Clubs website, N/A - Not applicable, No password registered for the Lions Clubs website.

**** - Abbreviation: N - New, IP - Immediate Past, R - Repeat.



Club Health Assessment for District 2 T3 through February 2025

			Status	Membership							Reports					Finance		LCIF
Club Number	Club Name	Charter Date		Current Member Count	YTD Members Added	YTD Members Dropped	YTD Net Growth	YTD Net Growth%	Member Count 12 Months Ago	Avg. length of service for dropped members	Months Since Last MMR ***	Yrs. Since Last Officer Report	President Rotation	Vice President Reported ****	Months Since Last Activity Report ***	Account Balance	Donations for current Fiscal Year	
			Number of times on status quo within last two years	If below 15 members appears				If net loss is greater than 20% appears			If no report in 3 months appears in	When more than one year appears in	Number of repeat terms	Notes the officers that do not have an active	If no report at 12 months appears in red			
Clubs less than two years old																		
157887	Clint Pecan Valley	05/17/2024	Active	20	0	0	0	0.00%	0		6		2	M,VP,SC	N/R			
157204	El Paso Desert Star	02/05/2024	Active	23	4	10	-6	-20.69%	0	1	1		2	R M,SC	1			
Exc Award (06/30/2024)																		
155827	Presidio del Norte	09/29/2023	Active(2)	20	0	0	0	0.00%	0		4			N M,SC	N/R			
Clubs more than two years old																		
772	ALPINE	09/24/1941	Active	31	4	0	4	14.81%	0		4			N	0		\$3,100.00	
774	ANDREWS DOWNTOWN	10/14/1941	Active	42	1	5	-4	-8.70%	0	2	5			N SC	6		\$2,326.00	
779	CRANE NOON	10/22/1940	Active	11	1	0	1	10.00%	0		7			N T,M,SC	1			
132327	El Paso Centennial	07/27/2017	Active	28	4	1	3	12.00%	0	0	0		2	N	1		\$917.00	
Exc Award (06/30/2018, 06/30/2021)																		
787	EL PASO DEL NORTE	11/16/1954	Active	17	0	0	0	0.00%	0		10			IP M,SC	7		\$51.00	
786	EL PASO DOWNTOWN	05/10/1923	Active	27	0	2	-2	-6.90%	0	9	1			N M	3		\$1,081.00	
Exc Award (06/30/2021, 06/30/2022)																		
120555	El Paso Executive Women	10/14/2013	Active	62	2	2	0	0.00%	0	1	0			R T	7		\$709.00	
Exc Award (06/30/2021)																		
789	EL PASO FIVE POINTS	02/16/1945	Active	61	14	2	12	24.49%	0	31	0			N	0		\$100.00	
794	EL PASO MOUNTAIN	12/18/1973	Active	3	0	0	0	0.00%	0		14		8	R P,M	24+			
796	EL PASO SUN CITY	09/27/1969	Active	6	0	0	0	0.00%	0		2		2	N VP,SC	11			
788	EL PASO UNITED	10/29/1952	Active	10	0	1	-1	-9.09%	0	54	0		2	R P,VP,SC	3		\$900.00	
778	EL PASO UPPER VALLEY	01/18/1956	Active	12	1	1	0	0.00%	0	7	1		3	N M	0			
43447	FORT DAVIS	02/02/1984	Active(1)	13	3	1	2	18.18%	0	1	0		3	M,VP,SC	3		\$100.00	
799	FORT STOCKTON	04/26/1928	Active	30	0	4	-4	-11.76%	0	3	0		None	N P,M,SC	7			
Exc Award (06/30/2023, 06/30/2024)																		
122079	HEROES OF EL PASO	05/14/2014	Active	18	3	2	1	5.88%	0	3	1			M,VP	3		\$1,051.00	
Exc Award (06/30/2023)																		
98910	HORIZON CITY EASTLAKE	03/26/2007	Active(2)	4	0	0	0	0.00%	0		11	2	None	P,S,T,M,VP SC	24+			



Club Health Assessment for District 2 T3 through February 2025

			Status	Membership							Reports					Finance		LCIF
Club Number	Club Name	Charter Date		Current Member Count	YTD Members Added	YTD Members Dropped	YTD Net Growth	YTD Net Growth%	Member Count 12 Months Ago	Avg. length of service for dropped members	Months Since Last MMR ***	Yrs. Since Last Officer Report	President Rotation	Vice President Reported ****	Months Since Last Activity Report ***	Account Balance	Donations for current Fiscal Year	
			Number of times on status quo within last two years	If below 15 members appears				If net loss is greater than 20% appears			If no report in 3 months appears in	When more than one year appears in	Number of repeat terms	Notes the officers that do not have an active	If no report at 12 months appears in red			
805	IRAAN	06/12/1934	Active	9	2	0	2	28.57%	0		1		4	M,VP,SC	3		\$200.00	
806	KERMIT DOWNTOWN	08/21/1936	Active(1)	10	0	0	0	0.00%	0		4			P,M,VP,SC	24+			
131526	Marfa	06/22/2017	Active(3)	8	0	0	0	0.00%	0		21	3	None	P,S,T,M,VP SC	24+			
811	MC CAMEY	03/14/1928	Active(1)	19	0	2	-2	-9.52%	0	1	1		14	R	5			
813	MONAHANS	01/14/1942	Active	30	1	2	-1	-3.23%	0	3	0			M,VP	0		\$375.00	
Exc Award (06/30/2021)																		
48995	ODESSA ANTE MERIDIAN	11/09/1988	Active	9	0	0	0	0.00%	0		0		12	M,VP,SC	12			
814	ODESSA BASIN	02/03/1958	Active(1)	7	0	0	0	0.00%	0		15	2	None	P,S,T,M,VP SC	24+			
815	ODESSA DOWNTOWN	01/20/1936	Active	69	2	4	-2	-2.82%	0	13	0			N	0		\$10,201.00	
Exc Award (06/30/2022, 06/30/2023, 06/30/2024)																		
146220	Odessa Falcon	06/17/2021	Active(2)	5	0	0	0	0.00%	0		8		2	S,M,VP,SC	N/R			
140613	Odessa Professionals	01/08/2020	Active(1)	19	0	0	0	0.00%	0		0			M,VP,SC	8			
Exc Award (06/30/2022)																		
41442	ODESSA WESTSIDE	06/18/1982	Active	8	0	0	0	0.00%	0		37		None	P,M,VP,SC	24+			
821	PECOS DOWNTOWN	06/04/1928	Active	17	0	4	-4	-19.05%	0	1	7		2	R	24+	90+ Days		
45862	SANDERSON	03/24/1986	Active	8	0	0	0	0.00%	0		4			P,M,VP,SC	24+			
58112	VAN HORN	04/18/1996	Active(1)	11	0	0	0	0.00%	0		5			N	16			
832	YSLETA	10/06/1941	Active	14	2	5	-3	-17.65%	0	2	1		2	N	13			

Clubs Cancelled Previous Fiscal Year – Clubs Cancelled within last 12 months may be reinstated

Club Number	Club Name	Charter Date	Current Status*	Cancellation Date
78206	FABENS COTTON VALLEY	02/11/2004	Cancelled(8*)	06/29/2024
818	ODESSA GRANDVIEW	05/07/1968	Cancelled(6*)	09/29/2023



Club Health Assessment for District 2 T3 through February 2025

Club Number			Club Name			Charter Date			Status					Membership					Reports					Finance		LCIF
									Current Member Count	YTD Members Added	YTD Members Dropped	YTD Net Growth	YTD Net Growth%	Member Count 12 Months Ago	Avg. length of service for dropped members	Months Since Last MMR ***	Yrs. Since Last Officer Report	President Rotation	Vice President Reported ****	Months Since Last Activity Report ***	Account Balance	Donations for current Fiscal Year				
									Number of times on status quo within last two years	If below 15 members appears			If net loss is greater than 20% appears			If no report in 3 months appears in		When more than one year appears in	Number of repeat terms	Notes the officers that do not have an active		If no report at 12 months appears in red				
Current Total Clubs Count	YTD New Clubs Count	YTD Cancelled Clubs Count	YTD Net Club Gain	Current Total Members Count	YTD Add	YTD Drop	YTD Net Growth	YTD Net Growth %	Member Count 12 Months Ago	Average Member Count Per Club	% of Clubs with less than 20 members	% No MMR in 3 Months	% No Officer Report in 12 Months	% of Clubs with balance 90+ days	Number of Clubs in Status Quo	% Status Quo Clubs in Financial Suspension	Number of Cancelled Clubs	Average Cancelled Club Age	Members Lost Due to Cancellation	% of Clubs Cancelled for Non-Financial Reasons						
34	0	0	0	681	44	48	-4	-0.58%	0	20	65%	47%	9%	3%	0	0%	0	0	0	0%						

* - P - Priority Club. Cancellation Reasons: 1-Objectives/conduct, 2-Non-active club, 5-Non-existing club, 6-Disbanding, 7-Merger, 8-Financial Suspension, 9-District/Multiple District Dues.

** - Abbreviation: P-President, S-Secretary, T-Treasurer, M-Member Chairperson, VP-First Vice President, MC-Communications Chairperson, SC-Service Chairperson

*** - Abbreviation: N/R - Never reported using the Lions Clubs website, N/A - Not applicable, No password registered for the Lions Clubs website.

**** - Abbreviation: N - New, IP - Immediate Past, R - Repeat.




Club Health Assessment for District 2 E1 through February 2025

			Status	Membership							Reports					Finance	LCIF	
Club Number	Club Name	Charter Date		Current Member Count	YTD Members Added	YTD Members Dropped	YTD Net Growth	YTD Net Growth%	Member Count 12 Months Ago	Avg. length of service for dropped members	Months Since Last MMR ***	Yrs. Since Last Officer Report	President Rotation	Vice President Reported ****	Months Since Last Activity Report ***	Account Balance	Donations for current Fiscal Year	
			Number of times on status quo within last two years	If below 15 members appears						If net loss is greater than 20% appears	If no report in 3 months appears in	When more than one year appears in	Number of repeat terms	Notes the officers that do not have an active	If no report at 12 months appears in red			
Clubs more than two years old																		
834	ABILENE CACTUS	10/21/1952	Active	21	0	3	-3	-12.50%	0	7	0			N	SC	3		\$48.00
	Exc Award (06/30/2021)																	
836	ABILENE EVENING	03/26/1957	Active	8	0	0	0	0.00%	0		6		2	R	SC	0		\$16.00
	Exc Award (06/30/2018, 06/30/2023)																	
833	ABILENE FOUNDER	03/23/1917	Active	39	0	0	0	0.00%	0		5			N	T	7		\$578.00
	Exc Award (06/30/2022, 06/30/2024)																	
33003	ABILENE WYLIE	11/30/1976	Active	20	0	0	0	0.00%	0		47	1	None		P,S,T,M,VP SC SC	24+		
838	ALBANY	01/05/1953	Active	18	2	4	-2	-10.00%	0	8	0			N		8		\$40.00
	Exc Award (06/30/2021)																	
839	ANSON	06/11/1925	Active	28	0	1	-1	-3.45%	0	3	3		4	N		4		\$58.00
845	BOWIE	06/29/1928	Active	17	2	3	-1	-5.56%	0	1	1			N		0		\$80.00
	Exc Award (06/30/2022)																	
846	BRECKENRIDGE	04/14/1921	Active(1)	16	1	1	0	0.00%	0	3	1				M,VP,SC	24+		
847	BRYSON	09/26/1946	Active	16	0	0	0	0.00%	0		7		3	R	SC	16		\$32.00
849	BURKBURNETT BOOMTOWN	10/23/1969	Active	29	4	0	4	16.00%	0		1			N	P,M,SC	24+		\$50.00
851	CHILLICOTHE	06/07/1928	Active	18	1	1	0	0.00%	0	4	0				VP,SC	24+		\$36.00
	Exc Award (06/30/2023)																	
852	CISCO	03/24/1922	Active	9	2	9	-7	-43.75%	0	19	4		2	N	M,SC	24+		
853	CLYDE	06/22/1950	Active	3	1	1	0	0.00%	0	59	2		None		P,S,T,M,VP SC	24+		
850	COMANCHE NOON	02/03/1971	Active(1)	17	2	0	2	13.33%	0		5			N	M,VP,SC	24+		
52082	DE LEON	10/11/1991	Active	16	0	1	-1	-5.88%	0	4	0		4	R	S,T,M,SC	24+		\$34.00
858	DUBLIN	11/28/1952	Active	13	1	1	0	0.00%	0	22	3		7	R	M,SC	24+		\$26.00
859	EASTLAND	07/07/1922	Active	21	3	1	2	10.53%	0	3	0				T,M,VP,SC	24+	90+ Days	
32779	EULA	10/22/1976	Active	10	0	0	0	0.00%	0		17			R	M,SC	24+		\$20.00
43310	GRAFORD	01/11/1984	Active(2)	13	9	4	5	62.50%	0	6	5			N	M,VP,SC	15		\$300.00
863	GRAHAM	06/15/1928	Active	62	3	5	-2	-3.13%	0	14	0			N		1		\$2,130.00



Club Health Assessment for District 2 E1 through February 2025

			Status	Membership							Reports					Finance	LCIF		
Club Number	Club Name	Charter Date		Current Member Count	YTD Members Added	YTD Members Dropped	YTD Net Growth	YTD Net Growth%	Member Count 12 Months Ago	Avg. length of service for dropped members	Months Since Last MMR ***	Yrs. Since Last Officer Report	President Rotation	Vice President Reported ****	Months Since Last Activity Report ***	Account Balance	Donations for current Fiscal Year		
			Number of times on status quo within last two years	If below 15 members appears					If net loss is greater than 20% appears			If no report in 3 months appears in	When more than one year appears in	Number of repeat terms	Notes the officers that do not have an active	If no report at 12 months appears in red			
Exc Award (06/30/2022)			Active	21	0	0	0	0.00%	0		8				VP	1	90+ Days	\$42.00	
864 GRAHAM EVENING 06/13/1969				17	0	4	-4	-19.05%	0	5	0		2	R	M,VP,SC	24+			
Exc Award (06/30/2021, 06/30/2022)				10	0	2	-2	-16.67%	0	5	4		17	R	M,VP,SC	24+		\$24.00	
865 HAMLIN 08/29/1929				49	5	2	3	6.52%	0	21	1			N	SC	0		\$92.00	
866 HASKELL 03/22/1928				8	1	2	-1	-11.11%	0	30	6		3		M,VP,SC	24+			
Exc Award (06/30/2021)				8	0	0	0	0.00%	0		14	1	1	None		P,S,T,M,VP SC		24+	\$16.00
872 JACKSBORO 06/15/1928				5	0	1	-1	-16.67%	0	14	2		15	R	P,M,VP,SC	24+			
Exc Award (06/30/2021)				54	5	1	4	8.00%	0	27	2			N	M,VP,SC	24+		\$106.00	
876 MERKEL 03/27/1928				16	2	9	-7	-30.43%	0	3	0				M,VP,SC	24+		\$46.00	
82598 MIDWESTERN STATE UNIVERSITY 06/21/2004				14	0	0	0	0.00%	0		9				S,T,M,VP,SC	20			
878 MINERAL WELLS EVENING 06/01/1967			9	0	1	-1	-10.00%	0	11	5		7		M,VP,SC	24+	\$20.00			
877 MINERAL WELLS NOON 08/10/1931			23	2	0	2	9.52%	0		3			N	M,SC	24+	\$42.00			
879 MUNDAY 02/12/1953			18	1	3	-2	-10.00%	0	16	2			N	P,M,SC	24+	\$50.00			
880 NOCONA 05/11/1948			50	1	2	-1	-1.96%	0	25	1				M,VP,SC	15	\$1,102.00			
Exc Award (06/30/2021, 06/30/2022, 06/30/20			Active	38	0	0	0	0.00%	0		6	1	None		P,S,T,M,VP SC	24+	\$76.00		
61810 STEPHENVILLE EVENING 04/19/1999				10	1	0	1	11.11%	0		7		6		M,VP,SC	24+			
892 STRAWN 05/03/1949				8	0	0	0	0.00%	0		23	1	None		P,S,T,M,VP SC	24+			
77858 TARLETON CAMPUS 11/25/2003				85	1	4	-3	-3.41%	0	31	3			N	P	8		\$829.00	
894 VERNON 10/17/1921				30	2	2	0	0.00%	0	15	1		2	N	SC	5		\$58.00	
Exc Award (06/30/2018, 06/30/2021, 06/30/20				Exc Award (06/30/2024)															
896 WICHITA FALLS FOUNDER 10/22/1921																			



Club Health Assessment for District 2 E1 through February 2025

			Status							Membership					Reports					Finance		LCIF
Club Number	Club Name	Charter Date		Current Member Count	YTD Members Added	YTD Members Dropped	YTD Net Growth	YTD Net Growth%	Member Count 12 Months Ago	Avg. length of service for dropped members	Months Since Last MMR ***	Yrs. Since Last Officer Report	President Rotation	Vice President Reported ****	Months Since Last Activity Report ***	Account Balance	Donations for current Fiscal Year					
			Number of times on status quo within last two years	If below 15 members appears				If net loss is greater than 20% appears			If no report in 3 months appears in	When more than one year appears in	Number of repeat terms	Notes the officers that do not have an active	If no report at 12 months appears in red							
38846	WICHITA FALLS NORTH EAST	08/29/1980	Active	3	0	0	0	0.00%	0		43		10	M,VP,SC	24+		\$6.00					
Current Total Clubs Count	YTD New Clubs Count	YTD Cancelled Clubs Count	YTD Net Club Gain	Current Total Members Count	YTD Add	YTD Drop	YTD Net Growth	YTD Net Growth %	Member Count 12 Months Ago	Average Member Count Per Club	% of Clubs with less than 20 members	% No MMR in 3 Months	% No Officer Report in 12 Months	% of Clubs with balance 90+ days	Number of Clubs in Status Quo	% Status Quo Clubs in Financial Suspension	Number of Cancelled Clubs	Average Cancelled Club Age	Members Lost Due to Cancellation	% of Clubs Cancelled for Non-Financial Reasons		
40	0	0	0	870	52	68	-16	-1.81%	0	22	63%	55%	10%	5%	0	0%	0	0	0	0%		

* - P - Priority Club. Cancellation Reasons: 1-Objectives/conduct, 2-Non-active club, 5-Non-existing club, 6-Disbanding, 7-Merger, 8-Financial Suspension, 9-District/Multiple District Dues.

** - Abbreviation: P-President, S-Secretary, T-Treasurer, M-Member Chairperson, VP-First Vice President, MC-Communications Chairperson, SC-Service Chairperson

*** - Abbreviation: N/R - Never reported using the Lions Clubs website, N/A - Not applicable, No password registered for the Lions Clubs website.

**** - Abbreviation: N - New, IP - Immediate Past, R - Repeat.



Club Health Assessment for District 2 E2 through February 2025

			Status	Membership							Reports					Finance		LCIF
Club Number	Club Name	Charter Date		Current Member Count	YTD Members Added	YTD Members Dropped	YTD Net Growth	YTD Net Growth%	Member Count 12 Months Ago	Avg. length of service for dropped members	Months Since Last MMR ***	Yrs. Since Last Officer Report	President Rotation	Vice President Reported ****	Months Since Last Activity Report ***	Account Balance	Donations for current Fiscal Year	
			Number of times on status quo within last two years	If below 15 members appears				If net loss is greater than 20% appears			If no report in 3 months appears in	When more than one year appears in	Number of repeat terms	Notes the officers that do not have an active	If no report at 12 months appears in red			
Clubs less than two years old																		
154595	Denton - Robson Ranch	06/14/2023	Active	30	1	6	-5	-14.29%	0	2	1		5	R	M,SC	0		
Exc Award (06/30/2024)																		
Clubs more than two years old																		
899	ALEDO COMMUNITY L C	10/03/1968	Active	36	0	0	0	0.00%	0		1			IP	M,SC	0	\$72.00	
901	ALVARADO	09/26/1939	Active	20	1	2	-1	-4.76%	0	15	1		2	R	SC	6	\$42.00	
117210	ARGYLE	06/19/2012	Active	18	4	4	0	0.00%	0	14	1			N	M,SC	0	\$36.00	
Exc Award (06/30/2021, 06/30/2022)																		
904	ARLINGTON GREATER ARLINGTON	05/31/1957	Active	34	5	2	3	9.68%	0	4	1			N	M,SC	0	\$310.00	
63934	AZLE	01/23/2001	Active	25	0	0	0	0.00%	0		6				M,VP,SC	1	\$50.00	
906	BENBROOK	01/14/1952	Active	20	1	2	-1	-4.76%	0	2	0			N	M,SC	6	\$42.00	
Exc Award (06/30/2022, 06/30/2023)																		
908	BRIDGEPORT	07/03/1928	Active	36	3	12	-9	-20.00%	0	13	0				M,VP	0	\$10,240.00	
Exc Award (06/30/2022)																		
909	BURLESON	11/19/1945	Active	51	3	7	-4	-7.27%	0	9	0			N	SC	3	\$110.00	
Exc Award (06/30/2023)																		
911	CLEBURNE	10/20/1920	Active	53	4	2	2	3.92%	0	5	1			N	SC	0	\$102.00	
41446	COLLEYVILLE	06/01/1982	Active	189	11	19	-8	-4.06%	0	9	0			N	T,SC	2	\$2,946.00	
Exc Award (06/30/2016, 06/30/2017, 06/30/2020)																		
64733	CROWLEY	10/29/2001	Active	18	2	1	1	5.88%	0	6	5		4	R	S,M,SC	4		
914	DECATUR TEXAS INC	01/14/1925	Active	57	8	7	1	1.79%	0	14	0			N	M,SC	2		
915	DENISON	06/01/1921	Cancelled(6*)	0	0	14	-14	-100.00%	0	18	6	1	None		P,S,T,M,VP SC	24+		
916	DENTON	12/19/1928	Active	10	1	5	-4	-28.57%	0	25	0		None		P,T,M,VP,SC	24+		
Exc Award (06/30/2022)																		
917	DENTON HI NOON	02/14/1958	Active	7	0	1	-1	-12.50%	0	34	6		3	N	M,SC	0	\$16.00	
53212	DENTON TRIANGLE	06/02/1992	Active	15	0	1	-1	-6.25%	0	20	2		5	R	T,SC	0	\$32.00	
34158	EVERMAN	06/26/1977	Active	9	0	0	0	0.00%	0		8			N	P,S,SC	4		



Club Health Assessment for District 2 E2 through February 2025

			Status	Membership							Reports					Finance		LCIF
Club Number	Club Name	Charter Date		Current Member Count	YTD Members Added	YTD Members Dropped	YTD Net Growth	YTD Net Growth%	Member Count 12 Months Ago	Avg. length of service for dropped members	Months Since Last MMR ***	Yrs. Since Last Officer Report	President Rotation	Vice President Reported ****	Months Since Last Activity Report ***	Account Balance	Donations for current Fiscal Year	
			Number of times on status quo within last two years	If below 15 members appears				If net loss is greater than 20% appears			If no report in 3 months appears in	When more than one year appears in	Number of repeat terms	Notes the officers that do not have an active	If no report at 12 months appears in red			
131368	Flower Mound Irving Indian Centennial	06/16/2017	Active(1)	7	0	0	0	0.00%	0		18		3	R	M,SC	1		
133115	Flower Mound New Century	11/21/2017	Active	31	5	0	5	19.23%	0		0		3	R	M,SC	0		
Exc Award (06/30/2018, 06/30/2023)																		
919	FORT WORTH	09/26/1916	Active	21	0	2	-2	-8.70%	0	30	0		2	R	M,SC	0	\$1,046.00	
Exc Award (06/30/2023, 06/30/2024)																		
29613	FORT WORTH FOREST HILL	06/28/1974	Active	10	0	0	0	0.00%	0		10		7		P,M,VP,SC	24+		
940	FORT WORTH HANDLEY MEADOW BRK	11/08/1945	Active	12	0	0	0	0.00%	0		8		3	R	M,VP,SC	24+	\$24.00	
926	FORT WORTH RIVERSIDE	04/24/1940	Active	18	0	2	-2	-10.00%	0	12	4			N	S,M,VP,SC	0	\$40.00	
934	GAINESVILLE	06/11/1948	Active	29	5	5	0	0.00%	0	9	1			N		0	\$158.00	
Exc Award (06/30/2023)																		
56900	GLEN ROSE	05/10/1995	Active	78	3	2	1	1.30%	0	12	1			N	SC	2	\$154.00	
Exc Award (06/30/2022, 06/30/2023)																		
55965	GODLEY	07/05/1994	Active	31	5	3	2	6.90%	0	16	1		2	N	M,SC	1		
Exc Award (06/30/2023)																		
936	GRANBURY	02/09/1961	Active	26	5	6	-1	-3.70%	0	14	1			N		1	\$54.00	
Exc Award (06/30/2022, 06/30/2023, 06/30/2024)																		
57379	GRANDVIEW	09/28/1995	Active	27	2	2	0	0.00%	0	6	2		2	R		0	\$54.00	
Exc Award (06/30/2023)																		
937	GRAPEVINE	11/26/1934	Active	26	0	0	0	0.00%	0		8		4		S,M,VP,SC	2	\$52.00	
Exc Award (06/30/2018, 06/30/2023, 06/30/2024)																		
47082	HIGHLAND VILLAGE	03/27/1987	Active	22	1	1	0	0.00%	0	56	0			R	M,SC	0	\$44.00	
Exc Award (06/30/2023)																		
944	KELLER	02/24/1948	Active	87	10	0	10	12.99%	0		2			N	SC	2		
Exc Award (06/30/2023)																		
55114	KRUM	12/10/1993	Active	23	5	7	-2	-8.00%	0	7	1		2		M,VP,SC	2	\$50.00	
Exc Award (06/30/2023)																		
131453	Mansfield Centennial	06/21/2017	Active	9	0	2	-2	-18.18%	0	4	2		3	R	M,SC	21		
949	MCKINNEY	10/30/1920	Active	32	3	14	-11	-25.58%	0	11	2			N	M,SC	0	\$261.00	



Club Health Assessment for District 2 E2 through February 2025

			Status	Membership							Reports					Finance		LCIF
Club Number	Club Name	Charter Date		Current Member Count	YTD Members Added	YTD Members Dropped	YTD Net Growth	YTD Net Growth%	Member Count 12 Months Ago	Avg. length of service for dropped members	Months Since Last MMR ***	Yrs. Since Last Officer Report	President Rotation	Vice President Reported ****	Months Since Last Activity Report ***	Account Balance	Donations for current Fiscal Year	
			Number of times on status quo within last two years	If below 15 members appears				If net loss is greater than 20% appears			If no report in 3 months appears in	When more than one year appears in	Number of repeat terms	Notes the officers that do not have an active	If no report at 12 months appears in red			
Exc Award (06/30/2023)																		
65340	MCKINNEY MORNING PRIDE	05/06/2002	Active	22	2	2	0	0.00%	0	3	1			R	M,VP,SC	0	\$44.00	
Exc Award (06/30/2022)																		
121532	Mid-Cities Family	03/11/2014	Active(2)	2	0	0	0	0.00%	0		13	1	None		P,S,T,M,VP SC	10		
923	NORTHEAST RICHLAND	03/07/1963	Active	90	17	8	9	11.11%	0	8	0			N	SC	3	\$170.00	
Exc Award (06/30/2016, 06/30/2018, 06/30/20)																		
115575	NORTHEAST TARRANT	11/14/2011	Active	13	1	2	-1	-7.14%	0	3	1			N	SC	0		
Exc Award (06/30/2016)																		
111356	NORTHWEST TARRANT	06/14/2011	Active	37	2	4	-2	-5.13%	0	4	1				VP,SC	0	\$525.00	
Exc Award (06/30/2016, 06/30/2017, 06/30/20)																		
41290	PANTEGO	05/17/1982	Active	27	3	6	-3	-10.00%	0	4	1		2	R	M,SC	0	\$600.00	
Exc Award (06/30/2022, 06/30/2023)																		
950	PRINCETON	07/01/1947	Active(1)	26	0	0	0	0.00%	0		20	1	None		P,S,T,M,VP SC	24+	\$52.00	
925	RIVER OAKS	03/20/1948	Active	56	0	2	-2	-3.45%	0	4	3		9	N	P,M,SC	0		
Exc Award (06/30/2017, 06/30/2022)																		
952	SAGINAW	09/26/1957	Active	13	0	2	-2	-13.33%	0	6	5			R	M,SC	6		
46569	SANGER	10/21/1986	Active	35	0	2	-2	-5.41%	0	6	7		3	R		0	\$74.00	
Exc Award (06/30/2022, 06/30/2023)																		
955	SHERMAN EVENING	04/23/1958	Active	21	2	0	2	10.53%	0		0			N	M,SC	0	\$38.00	
Exc Award (06/30/2017, 06/30/2022)																		
954	SHERMAN NOON	06/21/1928	Active	33	1	0	1	3.13%	0		0			N	M,SC	0	\$2,114.00	
Exc Award (06/30/2023)																		
129744	Southlake Centennial	01/10/2017	Active	17	1	0	1	6.25%	0		5		7		M,VP	0	\$32.00	
Exc Award (06/30/2023)																		
956	SPRINGTOWN	12/03/1959	Active	18	1	4	-3	-14.29%	0	2	1		None		P,M,VP,SC	2		
Exc Award (06/30/2023)																		
36540	THE COLONY	02/12/1979	Active	11	0	0	0	0.00%	0		9			R	SC	7	\$22.00	
958	WEATHERFORD EVENING	02/25/1969	Active	19	3	1	2	11.76%	0	3	1		3	R	S,M,SC	7	\$34.00	
Exc Award (06/30/2022)																		



Club Health Assessment for District 2 E2 through February 2025

			Status	Membership							Reports				Finance	LCIF	
Club Number	Club Name	Charter Date		Current Member Count	YTD Members Added	YTD Members Dropped	YTD Net Growth	YTD Net Growth%	Member Count 12 Months Ago	Avg. length of service for dropped members	Months Since Last MMR ***	Yrs. Since Last Officer Report	President Rotation	Vice President Reported ****	Months Since Last Activity Report ***	Account Balance	Donations for current Fiscal Year
			Number of times on status quo within last two years	If below 15 members appears				If net loss is greater than 20% appears			If no report in 3 months appears in	When more than one year appears in	Number of repeat terms	Notes the officers that do not have an active	If no report at 12 months appears in red		
957	WEATHERFORD NOON	12/13/1921	Active	96	6	10	-4	-4.00%	0	4	0			M,VP,SC	0		\$200.00
	Exc Award (06/30/2022, 06/30/2023)																
52132	WHITESBORO	11/01/1991	Active	13	0	0	0	0.00%	0		8		6	R	M,SC	13	
	Exc Award (06/30/2023)																

Clubs Cancelled Previous Fiscal Year – Clubs Cancelled within last 12 months may be reinstated

Club Number	Club Name	Charter Date	Current Status*	Cancellation Date
928	FORT WORTH SOUTHEAST	07/15/1952	Cancelled(6*)	01/29/2024
931	FORT WORTH SOUTHWEST	10/18/1960	Cancelled(6*)	01/29/2024

Current Total Clubs Count	YTD New Clubs Count	YTD Cancelled Clubs Count	YTD Net Club Gain	Current Total Members Count	YTD Add	YTD Drop	YTD Net Growth	YTD Net Growth %	Member Count 12 Months Ago	Average Member Count Per Club	% of Clubs with less than 20 members	% No MMR in 3 Months	% No Officer Report in 12 Months	% of Clubs with balance 90+ days	Number of Clubs in Status Quo	% Status Quo Clubs in Financial Suspension	Number of Cancelled Clubs	Average Cancelled Club Age	Members Lost Due to Cancellation	% of Clubs Cancelled for Non-Financial Reasons
52	0	1	-1	1,666	127	174	-47	-2.74%	0	32	37%	33%	4%	0%	0	0%	1	238	14	100%

* - P - Priority Club. Cancellation Reasons: 1-Objectives/conduct, 2-Non-active club, 5-Non-existing club, 6-Disbanding, 7-Merger, 8-Financial Suspension, 9-District/Multiple District Dues.

** - Abbreviation: P-President, S-Secretary, T-Treasurer, M-Member Chairperson, VP-First Vice President, MC-Communications Chairperson, SC-Service Chairperson

*** - Abbreviation: N/R - Never reported using the Lions Clubs website, N/A - Not applicable, No password registered for the Lions Clubs website.

**** - Abbreviation: N - New, IP - Immediate Past, R - Repeat.



Club Health Assessment for District 2 X1 through February 2025

Club Number	Club Name	Charter Date	Status	Membership							Reports					Finance	LCIF
				Current Member Count	YTD Members Added	YTD Members Dropped	YTD Net Growth	YTD Net Growth%	Member Count 12 Months Ago	Avg. length of service for dropped members	Months Since Last MMR ***	Yrs. Since Last Officer Report	President Rotation	Vice President Reported ****	Months Since Last Activity Report ***	Account Balance	Donations for current Fiscal Year
			Number of times on status quo within last two years	If below 15 members appears				If net loss is greater than 20% appears			If no report in 3 months appears	When more than one year appears in	Number of repeat terms	Notes the officers that do not have an active	If no report at 12 months appears in red		
Clubs less than two years old																	
155901	Collin Athena Alliance	09/18/2023	Active	46	5	2	3	6.98%	0	1	3		2	R	SC	0	
172757	Dallas Badhimalika	07/23/2024	Active	22	22	0	22	100.00%	0		6				M,VP,SC	7	
178345	Dallas Everest Women's	10/31/2024	Active	36	36	0	36	100.00%	0		1				M,VP,SC	1	90+ Days
155166	Dallas Green	08/14/2023	Active	25	2	0	2	8.70%	0		0		2	R		0	
153516	Dallas Health	03/14/2023	Active	20	0	2	-2	-9.09%	0	2	4		3	R	M,SC	7	
176944	Dallas Himalayan Sports	09/06/2024	Active	30	31	1	30	100.00%	0	0	2				VP,SC	2	90+ Days
179630	Dallas Himalayan Womens	12/30/2024	Newly Chartered	42	42	0	42	100.00%	0		0			N	M,SC	1	
177618	DFW Cyber	09/10/2024	Active	31	31	0	31	100.00%	0		0			N	M	0	
156930	Grand Prairie Host Family	12/21/2023	Active	40	24	15	9	29.03%	0	2	0		2	R	M,SC	0	
156033	Irving (DFW) Independent Campus	09/26/2023	Active	29	3	0	3	11.54%	0		4			R	M,SC	1	
Clubs more than two years old																	
78425	ALLEN COMMUNITY Exc Award (06/30/2024)	03/09/2004	Active	11	0	5	-5	-31.25%	0	5	0		3	N	SC	0	
962	BALCH SPRINGS	01/08/1969	Active	9	0	0	0	0.00%	0		8		9		M,VP,SC	7	
42999	CARROLLTON EVENING Exc Award (06/30/2021)	09/19/1983	Active	21	0	0	0	0.00%	0		0			N	M	0	
963	CARROLLTON HOST	10/18/1934	Active	27	2	0	2	8.00%	0		3			N	SC	3	
42260	CEDAR HILL	02/10/1983	Active	24	3	0	3	14.29%	0		4		2	R	SC	4	
967	COMMERCE Exc Award (06/30/2021)	10/06/1925	Active	22	0	3	-3	-12.00%	0	15	1			N	SC	4	\$2,000.00
42630	COPPELL Exc Award (06/30/2016, 06/30/2017, 06/30/20)	05/12/1983	Active	45	6	5	1	2.27%	0	4	1			N		0	\$9,298.52
43313	CRANDALL COMBINE	01/03/1984	Active	7	1	0	1	16.67%	0		4		2	R	M,SC	7	\$12.00
117832	DALLAS ACE	09/13/2012	Active	16	0	0	0	0.00%	0		9			R	M,SC	6	90+ Days



Club Health Assessment for District 2 X1 through February 2025

			Status	Membership							Reports					Finance		LCIF
Club Number	Club Name	Charter Date		Current Member Count	YTD Members Added	YTD Members Dropped	YTD Net Growth	YTD Net Growth%	Member Count 12 Months Ago	Avg. length of service for dropped members	Months Since Last MMR ***	Yrs. Since Last Officer Report	President Rotation	Vice President Reported ****	Months Since Last Activity Report ***	Account Balance	Donations for current Fiscal Year	
			Number of times on status quo within last two years	If below 15 members appears				If net loss is greater than 20% appears			If no report in 3 months appears in	When more than one year appears in	Number of repeat terms	Notes the officers that do not have an active	If no report at 12 months appears in red			
141850	Dallas Bangladeshi	06/24/2020	Active	12	0	0	0	0.00%	0		8			N	M,SC	7		
	Exc Award (06/30/2021)																	
147774	Dallas Buddha	08/10/2021	Active	45	18	2	16	55.17%	0	3	0			R		0	\$300.00	
987	DALLAS DALCLIFF-WYNNEWOOD	02/29/1952	Active	18	1	2	-1	-5.26%	0	6	2		3	N	SC	4		
67639	DALLAS EVEREST	04/08/2003	Active	129	29	3	26	25.24%	0	2	1			N		0	\$3,980.00	
	Exc Award (06/30/2017, 06/30/2021, 06/30/20)																	
45991	DALLAS FILIPINO	04/28/1986	Active	22	6	3	3	15.79%	0	5	2			R	M,SC	0	\$150.00	
	Exc Award (06/30/2016, 06/30/2017, 06/30/20)																	
969	DALLAS FOUNDER	09/15/1916	Active	65	26	11	15	30.00%	0	1	0			N		0	\$1,005.00	
	Exc Award (06/30/2023, 07/30/2017)																	
129989	Dallas Frisco	02/14/2017	Active	12	2	4	-2	-14.29%	0	5	2		3	R	SC	0		
44410	DALLAS INDIAN	12/31/1984	Active	46	6	4	2	4.55%	0	2	2			N	M,SC	1		
	Exc Award (06/30/2016, 06/30/2024)																	
151835	Dallas Lumbini	08/31/2022	Active	24	3	1	2	9.09%	0	2	4				M,VP,SC	3		
130010	Dallas North Indo Centennial	02/01/2017	Active	31	1	1	0	0.00%	0	2	5			R		1		
980	DALLAS OAK CLIFF	04/01/1929	Active	83	12	10	2	2.47%	0	22	0			N	T,SC	6	\$900.00	
	Exc Award (06/30/2022)																	
982	DALLAS PARK CITIES	01/17/1929	Active	19	0	0	0	0.00%	0		9		3		VP,SC	0		
	Exc Award (06/30/2021)																	
143313	Dallas Pokhara	11/16/2020	Active	30	3	0	3	11.11%	0		5			N		0	\$50.00	
984	DALLAS SOUTH	06/22/1970	Active	9	0	0	0	0.00%	0		10		4	R	S,M,VP,SC	7		
	Exc Award (06/30/2017)																	
990	DALLAS TRINITY INDUSTRIAL	05/02/1951	Active	17	3	2	1	6.25%	0	2	1			N	M,SC	6	\$6,340.00	
	Exc Award (06/30/2022, 06/30/2023, 06/30/20)																	
986	DALLAS WHITE ROCK	02/19/1951	Active	15	1	2	-1	-6.25%	0	28	3		2	N	M,SC	0	\$32.00	
90223	DALLAS WOMEN'S	11/23/2005	Active(1)	3	0	0	0	0.00%	0		9		3	R	M,SC	7		
	Exc Award (06/30/2021)																	



Club Health Assessment for District 2 X1 through February 2025

			Status	Membership							Reports					Finance		LCIF
Club Number	Club Name	Charter Date		Current Member Count	YTD Members Added	YTD Members Dropped	YTD Net Growth	YTD Net Growth%	Member Count 12 Months Ago	Avg. length of service for dropped members	Months Since Last MMR ***	Yrs. Since Last Officer Report	President Rotation	Vice President Reported ****	Months Since Last Activity Report ***	Account Balance	Donations for current Fiscal Year	
			Number of times on status quo within last two years	If below 15 members appears				If net loss is greater than 20% appears			If no report in 3 months appears in	When more than one year appears in	Number of repeat terms	Notes the officers that do not have an active	If no report at 12 months appears in red			
993	DE SOTO	09/19/1949	Active	23	3	5	-2	-8.00%	0	10	0		9	R	0		\$200.00	
	Exc Award (06/30/2017, 06/30/2022, 06/30/2023)																	
995	DUNCANVILLE NOON	08/02/1971	Active	60	9	4	5	9.09%	0	23	0			N	0		\$1,050.00	
	Exc Award (06/30/2018)																	
996	ENNIS HOST	03/05/1921	Active	45	4	13	-9	-16.67%	0	18	0		2	N	4	SC		
49668	FERRIS	06/30/1989	Active	5	1	2	-1	-16.67%	0	2	1		3	R	2	M,SC		
	Exc Award (06/30/2023)																	
34931	FORNEY	01/17/1978	Active	30	2	1	1	3.45%	0	3	1		2	R	7		\$100.00	
1001	GARLAND EVENING	09/04/1958	Active	6	0	0	0	0.00%	0		10			IP	0		\$100.00	
	Exc Award (06/30/2023)																	
1003	GRAND PRAIRIE HOST	08/10/1942	Active	75	7	20	-13	-14.77%	0	3	0			N	0		\$2,176.00	
	Exc Award (06/30/2017, 06/30/2020, 06/30/2023)																	
1005	GREENVILLE	07/02/1921	Active	24	2	0	2	9.09%	0		4			N	0	SC	\$500.00	
58413	IRVING DFW INDIAN	06/13/1996	Active	52	8	3	5	10.64%	0	12	2		2	R	1		\$144.00	
	Exc Award (06/30/2017, 06/30/2018, 06/30/2023)																	
134371	Irving Everest Centennial	04/18/2018	Active	54	13	5	8	17.39%	0	1	0			N	0		\$130.00	
	Exc Award (06/30/2021, 06/30/2023, 06/30/2024)																	
1008	IRVING NOON DAY	07/31/1957	Active	22	0	0	0	0.00%	0		5		7	R	7	S,M,SC		
	Exc Award (06/30/2017, 06/30/2018)																	
96739	ITALY	03/27/2006	Active	6	0	2	-2	-25.00%	0	3	7		11	N	2	VP,SC		
	Exc Award (06/30/2022)																	
1011	KAUFMAN	07/17/1928	Active	105	19	15	4	3.96%	0	3	0			N	0		\$100.00	
	Exc Award (06/30/2020, 06/30/2024)																	
135184	Lancaster New Centennial	06/25/2018	Active	52	2	0	2	4.00%	0		4		2	R	1	SC		
	Exc Award (06/30/2024)																	
1014	MABANK CEDAR CREEK AREA	02/12/1970	Active	29	4	0	4	16.00%	0		0		4	N	0	SC	\$10,705.00	
	Exc Award (06/30/2021, 06/30/2023, 06/30/2024)																	
84344	MAYPEARL	10/19/2004	Active	27	0	2	-2	-6.90%	0	1	2		3	N	4	SC		




Club Health Assessment for District 2 X1 through February 2025

			Status	Membership							Reports					Finance		LCIF
Club Number	Club Name	Charter Date		Current Member Count	YTD Members Added	YTD Members Dropped	YTD Net Growth	YTD Net Growth%	Member Count 12 Months Ago	Avg. length of service for dropped members	Months Since Last MMR ***	Yrs. Since Last Officer Report	President Rotation	Vice President Reported ****	Months Since Last Activity Report ***	Account Balance	Donations for current Fiscal Year	
			Number of times on status quo within last two years	If below 15 members appears				If net loss is greater than 20% appears			If no report in 3 months appears in	When more than one year appears in	Number of repeat terms	Notes the officers that do not have an active	If no report at 12 months appears in red			
Exc Award (06/30/2023)														M,VP,SC	4			
1015	MESQUITE HOST	12/20/1939	Active	6	0	2	-2	-25.00%	0	2	1				0			
1017	MIDLOTHIAN	04/23/1946	Active	50	9	4	5	11.11%	0	14	0			N	0		\$800.00	
Exc Award (06/30/2021, 06/30/2023, 06/30/20)																		
136456	Plano Collin Nepalese	10/18/2018	Active	55	2	1	1	1.85%	0	6	2			N	0			
33920	PLANO EARLY	05/23/1977	Active	36	3	4	-1	-2.70%	0	23	0			N	0		\$1,609.00	
Exc Award (06/30/2021)																		
62193	PLANO EVENING	06/28/1999	Active	2	0	0	0	0.00%	0		6		8	M,VP,SC	3			
1023	RED OAK	10/03/1949	Active	21	4	0	4	23.53%	0		2		2	R	1		\$60.00	
1024	RICHARDSON HOST	08/22/1957	Active	21	2	1	1	5.00%	0	31	4		3	R	1	90+ Days		
Exc Award (06/30/2021, 06/30/2023)																		
111389	RICHARDSON MIDDAY	06/16/2011	Active	23	1	0	1	4.55%	0		3			N	0		\$1,150.00	
Exc Award (06/30/2017, 06/30/2018, 06/30/20)																		
1026	ROCKWALL	05/10/1951	Active	18	0	0	0	0.00%	0		10			N	3			
1027	ROWLETT	04/04/1966	Active	17	3	0	3	21.43%	0		0		6	R	2			
101007	ROYSE CITY	01/24/2008	Active	9	0	3	-3	-25.00%	0	1	1		4	N	1			
Exc Award (06/30/2017, 06/30/2018, 06/30/20)																		
37755	SACHSE	12/06/1979	Active	22	2	3	-1	-4.35%	0	7	1			N	0		\$175.00	
Exc Award (06/30/2022, 06/30/2023, 06/30/20)																		
68650	SEAGOVILLE SUNSET	04/17/2003	Active	20	0	0	0	0.00%	0		9		12	R	0		\$50.00	
Exc Award (06/30/2017)																		
1029	TERRELL	02/28/1921	Active	24	20	28	-8	-25.00%	0	8	2			N	0			
118089	UTD INFINITY	10/29/2012	Active	12	10	8	2	20.00%	0	1	5		None	P,T,M,VP,SC	4	90+ Days		
1032	WAXAHACHIE	02/03/1925	Active	63	2	9	-7	-10.00%	0	17	0			N	3		\$100.00	
103714	WYLIE EVENING	10/02/2008	Active	3	0	6	-6	-66.67%	0	8	2		3	M,VP,SC	2		\$45.00	
Exc Award (06/30/2023)																		



Club Health Assessment for District 2 X1 through February 2025

			Status	Membership							Reports					Finance	LCIF
Club Number	Club Name	Charter Date		Current Member Count	YTD Members Added	YTD Members Dropped	YTD Net Growth	YTD Net Growth%	Member Count 12 Months Ago	Avg. length of service for dropped members	Months Since Last MMR ***	Yrs. Since Last Officer Report	President Rotation	Vice President Reported ****	Months Since Last Activity Report ***	Account Balance	Donations for current Fiscal Year
			Number of times on status quo within last two years	If below 15 members appears				If net loss is greater than 20% appears			If no report in 3 months appears in	When more than one year appears in	Number of repeat terms	Notes the officers that do not have an active	If no report at 12 months appears in red		

Clubs Cancelled Previous Fiscal Year – Clubs Cancelled within last 12 months may be reinstated


Club Number	Club Name	Charter Date	Current Status*	Cancellation Date
150592	Fate	04/26/2022	Cancelled(8*)	06/29/2024

Current Total Clubs Count	YTD New Clubs Count	YTD Cancelled Clubs Count	YTD Net Club Gain	Current Total Members Count	YTD Add	YTD Drop	YTD Net Growth	YTD Net Growth %	Member Count 12 Months Ago	Average Member Count Per Club	% of Clubs with less than 20 members	% No MMR in 3 Months	% No Officer Report in 12 Months	% of Clubs with balance 90+ days	Number of Clubs in Status Quo	% Status Quo Clubs in Financial Suspension	Number of Cancelled Clubs	Average Cancelled Club Age	Members Lost Due to Cancellation	% of Clubs Cancelled for Non-Financial Reasons
69	5	0	5	2,100	451	219	232	12.42%	0	30	32%	41%	0%	7%	0	0%	0	0	0	0%

* - P - Priority Club. Cancellation Reasons: 1-Objectives/conduct, 2-Non-active club, 5-Non-existing club, 6-Disbanding, 7-Merger, 8-Financial Suspension, 9-District/Multiple District Dues.
** - Abbreviation: P-President, S-Secretary, T-Treasurer, M-Member Chairperson, VP-First Vice President, MC-Communications Chairperson, SC-Service Chairperson
*** - Abbreviation: N/R - Never reported using the Lions Clubs website, N/A - Not applicable, No password registered for the Lions Clubs website.
**** - Abbreviation: N - New, IP - Immediate Past, R - Repeat.



Club Health Assessment for District 2 X2 through February 2025

			Status	Membership							Reports					Finance		LCIF
Club Number	Club Name	Charter Date		Current Member Count	YTD Members Added	YTD Members Dropped	YTD Net Growth	YTD Net Growth%	Member Count 12 Months Ago	Avg. length of service for dropped members	Months Since Last MMR ***	Yrs. Since Last Officer Report	President Rotation	Vice President Reported ****	Months Since Last Activity Report ***	Account Balance	Donations for current Fiscal Year	
			Number of times on status quo within last two years	If below 15 members appears				If net loss is greater than 20% appears			If no report in 3 months appears in	When more than one year appears in	Number of repeat terms	Notes the officers that do not have an active	If no report at 12 months appears in red			
Clubs less than two years old																		
154872	Avinger Area	06/20/2023	Active	21	0	0	0	0.00%	0		7			N	M,VP,SC	1	\$65.00	
156611	Diana	11/13/2023	Active	14	0	14	-14	-50.00%	0	1	1		2	R	SC	12	\$30.00	
Clubs more than two years old																		
1035	ATLANTA	05/30/1940	Active	53	15	11	4	8.16%	0	5	0		4		S,M,VP,SC	4	\$53.00	
Exc Award (06/30/2023)																		
126191	Big Sandy Area	11/17/2015	Active	33	3	4	-1	-2.94%	0	5	2			N		0	\$55.00	
Exc Award (06/30/2017, 06/30/2018, 06/30/2024)																		
1039	BONHAM	08/14/1939	Active	12	1	1	0	0.00%	0	1	1		2	N	M,SC	11	\$225.00	
Exc Award (06/30/2021, 06/30/2024)																		
1040	CANTON	02/26/1932	Active	85	3	3	0	0.00%	0	14	0			N		19	\$1,348.00	
1042	DAINGERFIELD	04/25/1944	Active	11	0	1	-1	-8.33%	0	30	2			N	M	16	\$40.00	
1047	EMORY	05/14/1941	Active	12	0	0	0	0.00%	0		9	1	None		P,S,T,M,VP SC	9	\$30.00	
1048	GILMER	10/13/1953	Active	26	10	8	2	8.33%	0	2	2			N	M,SC	1	\$50.00	
Exc Award (06/30/2022)																		
1049	GLADEWATER	09/09/1931	Active	15	0	3	-3	-16.67%	0	4	6		2	N	S,SC	5	\$58.43	
1050	GRAND SALINE	10/16/1931	Active(2)	6	0	1	-1	-14.29%	0	52	6		12		M,VP	24+	\$30.00	
1052	HALLSVILLE	04/05/1946	Active	36	2	2	0	0.00%	0	3	3		2	N	SC	2	\$7,271.50	
Exc Award (06/30/2021, 06/30/2022)																		
1375	HENDERSON	01/09/1924	Active	42	4	1	3	7.69%	0	0	6			R	P	6	\$208.00	
Exc Award (06/30/2024)																		
1056	JEFFERSON	04/08/1946	Active	21	2	5	-3	-12.50%	0	21	1			R	S,M	11	\$50.00	
Exc Award (06/30/2022)																		
1057	JUDSON	05/05/1955	Active	48	9	3	6	14.29%	0	3	0			N		0	90+ Days \$40.00	
Exc Award (06/30/2017, 06/30/2020, 06/30/2024)																		
1059	KILGORE	04/09/1931	Active	51	1	6	-5	-8.93%	0	11	2			R		0	\$30.00	
1063	LINDEN	04/16/1946	Active	32	5	9	-4	-11.11%	0	6	0			N	T,M,SC	8	\$679.00	
Exc Award (06/30/2021, 06/30/2024)																		



Club Health Assessment for District 2 X2 through February 2025

			Status	Membership							Reports					Finance	LCIF
Club Number	Club Name	Charter Date		Current Member Count	YTD Members Added	YTD Members Dropped	YTD Net Growth	YTD Net Growth%	Member Count 12 Months Ago	Avg. length of service for dropped members	Months Since Last MMR ***	Yrs. Since Last Officer Report	President Rotation	Vice President Reported ****	Months Since Last Activity Report ***	Account Balance	Donations for current Fiscal Year
			Number of times on status quo within last two years	If below 15 members appears	If net loss is greater than 20% appears					If no report in 3 months appears in		When more than one year appears in	Number of repeat terms	Notes the officers that do not have an active	If no report at 12 months appears in red		
1064	LONGVIEW	05/18/1928	Active(1)	14	2	1	1	7.69%	0	19	2			N	2		\$56.00
Exc Award (06/30/2017, 06/30/2020, 06/30/2024)																	
1066	MARSHALL	04/05/1938	Active	43	7	6	1	2.38%	0	7	0			N	3		\$380.00
Exc Award (06/30/2024)																	
1070	MT PLEASANT	09/14/1948	Active	82	6	3	3	3.80%	0	6	0			N	SC	0	\$1,188.00
Exc Award (06/30/2018, 06/30/2021, 06/30/2024)																	
1073	NEW BOSTON	04/05/1940	Active	15	3	5	-2	-11.76%	0	2	0		13	M,VP,SC	24+		\$30.00
1074	NEW BOSTON EVENING	02/11/1965	Active	11	0	0	0	0.00%	0		20	1	None	P,S,T,M,VP SC	24+		\$30.00
95183	ORE CITY	02/02/2006	Active	27	1	0	1	3.85%	0		1		None	P,T,M,VP,SC	12		\$535.00
1076	PARIS FOUNDERS	05/08/1921	Active(3)	9	0	0	0	0.00%	0		8		2	M,VP,SC	24+		\$30.00
1078	PITTSBURG	02/13/1954	Active	20	0	7	-7	-25.93%	0	14	0			S,VP,SC	2		\$30.00
Exc Award (06/30/2023)																	
33198	QUITMAN	01/24/1977	Active(1)	11	0	2	-2	-15.38%	0	17	2		23	R	P,S,T,M,VP SC	9	\$30.00
1081	SULPHUR SPRINGS	09/13/1937	Active	24	3	0	3	14.29%	0		3			N	SC	14	\$342.00
1414	TATUM	04/09/1953	Active	23	1	5	-4	-14.81%	0	8	0			N	M	10	\$30.00
1084	TYLER	08/27/1931	Active	35	1	10	-9	-20.45%	0	19	0			N		0	\$158.00
Exc Award (06/30/2021, 06/30/2022, 06/30/2024)																	
98960	WASKOM	04/03/2007	Active	38	7	3	4	11.76%	0	3	1		2	R	P,SC	10	\$963.00
Exc Award (06/30/2024)																	
1087	WHITE OAK	11/19/1953	Active	9	3	7	-4	-30.77%	0	19	1		None	P,T,M,VP,SC	7		\$30.00
1088	WINNSBORO	03/24/1949	Active	9	0	0	0	0.00%	0		10		6	R	M,SC	2	\$30.00
52008	YANTIS LAKE FORK	09/17/1991	Active	15	2	0	2	15.38%	0		6		6	M,VP,SC	13		\$30.00

Clubs Cancelled Previous Fiscal Year – Clubs Cancelled within last 12 months may be reinstated

Club Number	Club Name	Charter Date	Current Status*	Cancellation Date
140111	Harrison County Hispanic	11/05/2019	Cancelled(8*)	10/29/2023
139391	Tatum Ladies	08/15/2019	Cancelled(7*)	09/29/2023



Club Health Assessment for District 2 X2 through February 2025

Club NumberClub NameCharter Date			Status		Membership								Reports					Finance		LCIF
					Current Member Count	YTD Members Added	YTD Members Dropped	YTD Net Growth	YTD Net Growth%	Member Count 12 Months Ago	Avg. length of service for dropped members	Months Since Last MMR ***	Yrs. Since Last Officer Report	President Rotation	Vice President Reported ****	Months Since Last Activity Report ***	Account Balance	Donations for current Fiscal Year		
			Number of times on status quo within last two years		If below 15 members appears			If net loss is greater than 20% appears			If no report in 3 months appears in			When more than one year appears in	Number of repeat terms	Notes the officers that do not have an active		If no report at 12 months appears in red		
Current Total Clubs Count	YTD New Clubs Count	YTD Cancelled Clubs Count	YTD Net Club Gain	Current Total Members Count	YTD Add	YTD Drop	YTD Net Growth	YTD Net Growth %	Member Count 12 Months Ago	Average Member Count Per Club	% of Clubs with less than 20 members	% No MMR in 3 Months	% No Officer Report in 12 Months	% of Clubs with balance 90+ days	Number of Clubs in Status Quo	% Status Quo Clubs in Financial Suspension	Number of Cancelled Clubs	Average Cancelled Club Age	Members Lost Due to Cancellation	% of Clubs Cancelled for Non-Financial Reasons
33	0	0	0	903	91	121	-30	-3.22%	0	27	42%	33%	6%	3%	0	0%	0	0	0	0%

* - P - Priority Club. Cancellation Reasons: 1-Objectives/conduct, 2-Non-active club, 5-Non-existing club, 6-Disbanding, 7-Merger, 8-Financial Suspension, 9-District/Multiple District Dues.

** - Abbreviation: P-President, S-Secretary, T-Treasurer, M-Member Chairperson, VP-First Vice President, MC-Communications Chairperson, SC-Service Chairperson

*** - Abbreviation: N/R - Never reported using the Lions Clubs website, N/A - Not applicable, No password registered for the Lions Clubs website.

**** - Abbreviation: N - New, IP - Immediate Past, R - Repeat.



Club Health Assessment for District 2 X3 through February 2025

Club Number	Club Name	Charter Date	Status	Membership							Reports					Finance	LCIF
				Current Member Count	YTD Members Added	YTD Members Dropped	YTD Net Growth	YTD Net Growth%	Member Count 12 Months Ago	Avg. length of service for dropped members	Months Since Last MMR ***	Yrs. Since Last Officer Report	President Rotation	Vice President Reported ****	Months Since Last Activity Report ***	Account Balance	Donations for current Fiscal Year
			Number of times on status quo within last two years	If below 15 members appears				If net loss is greater than 20% appears			If no report in 3 months appears	When more than one year appears in	Number of repeat terms	Notes the officers that do not have an active	If no report at 12 months appears in red		
Clubs less than two years old																	
179433	Bellmead-Lacy Lakeview	11/06/2024	Active	19	25	6	19	100.00%	0	1	0			M,VP,SC	0		
156068	Hill County Evening	09/28/2023	Active	18	6	7	-1	-5.26%	0	2	1		2	M,VP,SC	7		
180771	Hill County Lake Whitney	02/06/2025	Newly Chartered	20	20	0	20	100.00%	0		0			M,VP	N/R		
155967	Mart Area	09/07/2023	Active	11	3	7	-4	-26.67%	0	1	1		2	N	M,SC	2	
Clubs more than two years old																	
1092	BELTON	04/15/1938	Active	36	1	6	-5	-12.20%	0	2	1			N	2		\$82.00
	Exc Award (06/30/2023, 06/30/2024)																
1094	BLOOMING GROVE	09/26/1949	Active	10	1	3	-2	-16.67%	0	24	3		2	R	P,M,SC	2	
52053	BUFFALO	10/04/1991	Active	17	3	3	0	0.00%	0	10	0			N	SC	6	\$234.00
	Exc Award (06/30/2023)																
1099	CLIFTON	03/14/1929	Active	52	6	8	-2	-3.70%	0	8	0		2		M,VP,SC	2	\$108.00
	Exc Award (06/30/2021, 06/30/2023)																
1101	COPPERAS COVE	01/28/1946	Active(1)	14	2	2	0	0.00%	0	7	2		2	R	M,SC	16	
	Exc Award (06/30/2024)																
1102	CORSICANA	07/03/1918	Active	33	3	3	0	0.00%	0	3	0			N	VP,SC	2	\$66.00
1104	CROCKETT	08/22/1923	Active	45	9	1	8	21.62%	0	34	0		2	R	M,SC	0	\$74.00
1105	DAWSON	05/10/1940	Active(3)	16	0	0	0	0.00%	0		7		2	R	M,SC	24+	
1108	FAIRFIELD	05/02/1953	Active	16	0	2	-2	-11.11%	0	26	3		5	R	M,VP,SC	24+	\$36.00
1110	GATESVILLE	04/11/1935	Active	53	2	6	-4	-7.02%	0	4	1			N	SC	2	\$114.00
	Exc Award (06/30/2021)																
48525	GRAPELAND NOON	05/10/1988	Active	47	1	18	-17	-26.56%	0	6	0			N	SC	0	\$428.00
	Exc Award (06/30/2019, 06/30/2024)																
141406	Greater Athens Area	04/09/2020	Active	9	0	1	-1	-10.00%	0	2	3			N	M,SC	3	\$20.00
1112	GROESBECK	08/23/1923	Active(1)	46	0	3	-3	-6.12%	0	2	1			N	M	6	\$198.00
	Exc Award (06/30/2016)																
1113	HAMILTON	01/26/1943	Active	34	0	2	-2	-5.56%	0	6	5			N	M,SC	3	\$72.00



Club Health Assessment for District 2 X3 through February 2025

			Status	Membership							Reports					Finance	LCIF
Club Number	Club Name	Charter Date		Current Member Count	YTD Members Added	YTD Members Dropped	YTD Net Growth	YTD Net Growth%	Member Count 12 Months Ago	Avg. length of service for dropped members	Months Since Last MMR ***	Yrs. Since Last Officer Report	President Rotation	Vice President Reported ****	Months Since Last Activity Report ***	Account Balance	Donations for current Fiscal Year
			Number of times on status quo within last two years	If below 15 members appears	If net loss is greater than 20% appears					If no report in 3 months appears in		When more than one year appears in	Number of repeat terms	Notes the officers that do not have an active	If no report at 12 months appears in red		
103994	HARKER HEIGHTS	11/19/2008	Active	13	0	5	-5	-27.78%	0	3	1		2	P,VP,SC	1		\$36.00
Exc Award (06/30/2022, 06/30/2024)																	
40844	HEWITT	02/08/1982	Active(1)	20	0	0	0	0.00%	0		6			N	0	90+ Days	
Exc Award (06/30/2018)																	
1114	HILLSBORO	11/21/1921	Active	56	10	2	8	16.67%	0	2	0			N	SC	0	\$96.00
Exc Award (06/30/2018, 06/30/2022)																	
1115	HUBBARD	03/28/1929	Active	17	0	1	-1	-5.56%	0	49	0		11	R	M,SC	4	\$36.00
1118	KENNARD	06/18/1973	Active	9	0	1	-1	-10.00%	0	11	4		None	R	P,M,VP,SC	24+	\$20.00
1120	KILLEEN EVENING	11/11/1964	Active	19	1	0	1	5.56%	0		4			N	SC	0	\$470.00
Exc Award (06/30/2016, 06/30/2018, 06/30/2020)																	
121362	Killeen Ladies	02/11/2014	Active(1)	5	0	1	-1	-16.67%	0	9	5		2		M,VP,SC	2	\$12.00
1119	KILLEEN NOON	05/24/1950	Active	52	4	0	4	8.33%	0		3			N		1	\$116.00
49757	KOSSE	07/05/1989	Active	18	0	0	0	0.00%	0		5			R	SC	8	
77837	LAMPASAS	11/28/2003	Active	13	0	1	-1	-7.14%	0	21	0				M,VP,SC	7	\$28.00
1122	LOMETA	03/16/1945	Active(2)	19	0	6	-6	-24.00%	0	9	4		2	N	M,SC	24+	
1126	MARLIN	05/10/1935	Active(1)	15	0	7	-7	-31.82%	0	12	6		2	R	SC	24+	\$44.00
1128	MC GREGOR	05/22/1952	Active(1)	22	6	3	3	15.79%	0	18	0		2	R	M,SC	12	\$38.00
153113	McLennan County Lake Waco	12/12/2022	Active(3)	16	2	13	-11	-40.74%	0	2	1			IP	T,SC	N/R	\$3,498.08
1129	MERIDIAN	06/04/1956	Active(1)	8	2	0	2	33.33%	0		6		2		VP,SC	2	\$12.00
1130	MEXIA	11/05/1921	Active	21	0	0	0	0.00%	0		8			N	M,SC	24+	\$42.00
134337	Nolanville Lions Clubs	04/30/2018	Active	18	5	6	-1	-5.26%	0	4	2		2	R	M,SC	8	
1132	OGLESBY	11/10/1949	Active(1)	30	4	1	3	11.11%	0	0	0			N	M,SC	24+	\$54.00
1133	PALESTINE	07/06/1923	Active	35	10	5	5	16.67%	0	9	0			N		4	
1134	PALESTINE EVENING	10/24/1968	Active	8	0	0	0	0.00%	0		7		3		M,VP,SC	24+	\$16.00
134105	Piney Woods	03/19/2018	Active	31	4	5	-1	-3.13%	0	3	0		2	R	M	0	\$164.00
1135	RIESEL	03/11/1947	Active(1)	22	1	3	-2	-8.33%	0	3	1			N	M,SC	5	



Club Health Assessment for District 2 X3 through February 2025

Club Number	Club Name	Charter Date	Status	Membership							Reports					Finance	LCIF
				Current Member Count	YTD Members Added	YTD Members Dropped	YTD Net Growth	YTD Net Growth%	Member Count 12 Months Ago	Avg. length of service for dropped members	Months Since Last MMR ***	Yrs. Since Last Officer Report	President Rotation	Vice President Reported ****	Months Since Last Activity Report ***	Account Balance	Donations for current Fiscal Year
			Number of times on status quo within last two years	If below 15 members appears				If net loss is greater than 20% appears			If no report in 3 months appears	When more than one year appears in	Number of repeat terms	Notes the officers that do not have an active	If no report at 12 months appears in red		
1136	ROBINSON	06/16/1964	Active	5	0	0	0	0.00%	0		4		19	R	P,M,VP,SC	4	\$10.00
122293	Robinson Area	05/27/2014	Active	25	8	23	-15	-37.50%	0	0	2				S,VP	0	\$80.00
Exc Award (06/30/2016, 06/30/2022, 06/30/20																	
123172	Rosebud-Lott Area	09/22/2014	Active	11	0	0	0	0.00%	0		0		9	R		0	\$22.00
30547	SALADO	04/11/1975	Active	59	0	1	-1	-1.67%	0	6	3			N	M,SC	4	\$120.00
53343	TEMPLE BREAKFAST	06/23/1992	Active	27	2	3	-1	-3.57%	0	4	1		2	N	M	0	90+ Days
1138	TEMPLE FOUNDER	06/21/1917	Active	114	4	9	-5	-4.20%	0	18	1			N	T	0	\$1,238.00
Exc Award (06/30/2022)																	
124895	Temple-Belton Ladies	05/19/2015	Active	14	3	2	1	7.69%	0	5	1			N	M	3	\$724.00
Exc Award (06/30/2020, 06/30/2021, 06/30/20																	
41952	VALLEY MILLS	11/15/1982	Active(1)	14	0	0	0	0.00%	0		11		12	R	S,M,SC	5	
1141	WACO FOUNDER, INC.	07/19/1916	Active	68	6	3	3	4.62%	0	5	0			N	SC	0	\$130.00
120955	Waco Women's	12/13/2013	Active	18	5	4	1	5.88%	0	19	3			N	M,SC	2	\$34.00
Exc Award (06/30/2016, 06/30/2023)																	
1145	WHITNEY	06/29/1931	Active(2)	19	26	19	7	58.33%	0	12	0		None		P,S,T,M,VP SC	4	


Clubs Cancelled Previous Fiscal Year – Clubs Cancelled within last 12 months may be reinstated

Club Number	Club Name	Charter Date	Current Status*	Cancellation Date
123700	China Spring-Bosqueville Area	11/25/2014	Cancelled(6*)	06/29/2024
84726	WACO HEART OF TEXAS	01/20/2005	Cancelled(8*)	08/29/2023

Current Total Clubs Count	YTD New Clubs Count	YTD Cancelled Clubs Count	YTD Net Club Gain	Current Total Members Count	YTD Add	YTD Drop	YTD Net Growth	YTD Net Growth %	Member Count 12 Months Ago	Average Member Count Per Club	% of Clubs with less than 20 members	% No MMR in 3 Months	% No Officer Report in 12 Months	% of Clubs with balance 90+ days	Number of Clubs in Status Quo	% Status Quo Clubs in Financial Suspension	Number of Cancelled Clubs	Average Cancelled Club Age	Members Lost Due to Cancellation	% of Clubs Cancelled for Non-Financial Reasons
51	2	0	2	1,337	185	202	-17	-1.26%	0	26	55%	39%	0%	4%	0	0%	0	0	0	0%



Club Health Assessment for District 2 X3 through February 2025

			Status	Membership							Reports					Finance	LCIF
Club Number	Club Name	Charter Date		Current Member Count	YTD Members Added	YTD Members Dropped	YTD Net Growth	YTD Net Growth%	Member Count 12 Months Ago	Avg. length of service for dropped members	Months Since Last MMR ***	Yrs. Since Last Officer Report	President Rotation	Vice President Reported ****	Months Since Last Activity Report ***	Account Balance	Donations for current Fiscal Year
			Number of times on status quo within last two years	If below 15 members appears				If net loss is greater than 20% appears			If no report in 3 months appears in	When more than one year appears in	Number of repeat terms	Notes the officers that do not have an active	If no report at 12 months appears in red		

* - P - Priority Club. Cancellation Reasons: 1-Objectives/conduct, 2-Non-active club, 5-Non-existing club, 6-Disbanding, 7-Merger, 8-Financial Suspension, 9-District/Multiple District Dues.
** - Abbreviation: P-President, S-Secretary, T-Treasurer, M-Member Chairperson, VP-First Vice President, MC-Communications Chairperson, SC-Service Chairperson
*** - Abbreviation: N/R - Never reported using the Lions Clubs website, N/A - Not applicable, No password registered for the Lions Clubs website.
**** - Abbreviation: N - New, IP - Immediate Past, R - Repeat.



Club Health Assessment for District 2 A1 through February 2025

Club Number	Club Name	Charter Date	Status	Membership							Reports					Finance	LCIF
				Current Member Count	YTD Members Added	YTD Members Dropped	YTD Net Growth	YTD Net Growth%	Member Count 12 Months Ago	Avg. length of service for dropped members	Months Since Last MMR ***	Yrs. Since Last Officer Report	President Rotation	Vice President Reported ****	Months Since Last Activity Report ***	Account Balance	Donations for current Fiscal Year
			Number of times on status quo within last two years	If below 15 members appears				If net loss is greater than 20% appears			If no report in 3 months appears	When more than one year appears in	Number of repeat terms	Notes the officers that do not have an active	If no report at 12 months appears in red		
Clubs more than two years old																	
1147	BALLINGER	08/16/1928	Active	37	2	1	1	2.78%	0	1	0		2	M,VP,SC	0		
31849	BALLINGER BREAKFAST	03/24/1976	Active	6	0	0	0	0.00%	0		10		18	M,VP,SC	24+		
1148	BANGS	12/04/1944	Cancelled(8*)	0	0	7	-7	-100.00%	0	15	2	1	None	P,S,T,M,VP SC	24+	90+ Days	
130483	Big Spring Centennial	03/17/2017	Active	9	0	1	-1	-10.00%	0	5	7			N	M,SC	1	
33071	BLANKET	12/21/1976	Active	10	0	0	0	0.00%	0		11		12	R	P,M,VP,SC	24+	
1154	BRONTE EVENING	05/19/1966	Active	8	0	0	0	0.00%	0		8		6	R	S,M,VP,SC	24+	
1157	COAHOMA	09/28/1955	Active	20	1	3	-2	-9.09%	0	4	5		9	R	M,SC	24+	
1159	COLEMAN EVENING	03/19/1968	Active	19	2	6	-4	-17.39%	0	9	2		None	N	P,M,SC	4	
1160	COLORADO CITY	07/17/1922	Active	31	3	1	2	6.90%	0	59	5			N	SC	0	\$80.00
Exc Award (06/30/2024)																	
104952	CONCHO COUNTY	03/10/2009	Active(1)	9	0	0	0	0.00%	0		14	1	None	P,S,T,M,VP SC	24+		
1164	ELDORADO	05/18/1928	Active	12	0	0	0	0.00%	0		10			N	M,SC	9	
32189	GARDEN CITY	05/11/1976	Active	12	0	0	0	0.00%	0		9		3		P,M,VP,SC	N/R	
1165	GOLDTHWAITE	05/13/1929	Active(1)	14	0	0	0	0.00%	0		4				M,VP,SC	15	
1167	JUNCTION	01/25/1945	Active	10	0	2	-2	-16.67%	0	11	0		None	P,T,M,VP,SC	20		
1169	KINGSLAND	01/19/1961	Active	48	0	8	-8	-14.29%	0	12	0				M,VP,SC	11	\$50.00
39022	LAKE BROWNWOOD L C	11/17/1980	Cancelled(6*)	0	0	4	-4	-100.00%	0	12	3		None	P,S,T,M,VP SC	24+		
1170	LLANO	04/01/1935	Active	45	1	7	-6	-11.76%	0	24	2				T,M,VP,SC	24+	
1173	MASON	02/10/1942	Active	57	5	4	1	1.79%	0	11	1				M,VP,SC	24+	
41655	MERTZON IRION COUNTY	06/29/1982	Active	11	0	0	0	0.00%	0		8		10		T,M,VP,SC	N/R	
1175	MIDLAND DOWNTOWN	04/09/1928	Active	28	0	3	-3	-9.68%	0	11	0				M,VP,SC	0	\$60.00
42512	MIDLAND NORTHSIDE	04/26/1983	Active	18	1	1	0	0.00%	0	3	0		2	N	M,SC	1	\$100.00
1180	MIDLAND TALL CITY	11/30/1971	Active	8	0	2	-2	-20.00%	0	1	1		4		S,M,VP,SC	4	
1181	MIDLAND WEST SIDE	12/10/1953	Active	47	1	3	-2	-4.08%	0	16	2		2	R	SC	1	\$300.00



Club Health Assessment for District 2 A1 through February 2025

			Status	Membership							Reports					Finance		LCIF
Club Number	Club Name	Charter Date		Current Member Count	YTD Members Added	YTD Members Dropped	YTD Net Growth	YTD Net Growth%	Member Count 12 Months Ago	Avg. length of service for dropped members	Months Since Last MMR ***	Yrs. Since Last Officer Report	President Rotation	Vice President Reported ****	Months Since Last Activity Report ***	Account Balance	Donations for current Fiscal Year	
			Number of times on status quo within last two years	If below 15 members appears					If net loss is greater than 20% appears			If no report in 3 months appears in	When more than one year appears in	Number of repeat terms	Notes the officers that do not have an active	If no report at 12 months appears in red		
Exc Award (06/30/2018, 06/30/2021, 06/30/2023)																		
1182	MILES	10/15/1948	Active	17	1	0	1	6.25%	0		4	1	None	P,S,T,M,VP SC	N/R			
1188	REAGAN COUNTY	06/23/1941	Active	17	0	0	0	0.00%	0		18	1	None	P,S,T,M,VP SC	N/R			
125959	Roscoe	10/13/2015	Cancelled(6*)	0	0	19	-19	-100.00%	0	8	3	1	None	P,S,T,M,VP SC	24+			
1190	ROWENA	10/28/1948	Active	23	0	0	0	0.00%	0		6		3	R	P,T,M,VP,SC	N/R		
52945	SAN ANGELO CONCHO PEARL	04/23/1992	Active	32	3	1	2	6.67%	0	22	0			N	SC	2	\$562.00	
Exc Award (06/30/2018, 06/30/2023)																		
1191	SAN ANGELO DOWNTOWN	09/06/1923	Active	83	10	11	-1	-1.19%	0	11	0			N	SC	2	\$20.00	
Exc Award (06/30/2023)																		
1192	SAN ANGELO EAST ANGELO	01/06/1958	Active	89	9	4	5	5.95%	0	3	0			N	SC	8		
Exc Award (06/30/2023)																		
119252	SAN ANGELO LADY LIONS	04/29/2013	Active	20	4	1	3	17.65%	0	6	4			R	M,SC	0		
Exc Award (06/30/2018)																		
133959	San Angelo Lighthouse	03/07/2018	Active	16	0	2	-2	-11.11%	0	2	4		3		S,T,M,VP,SC	24+		
1194	SAN ANGELO NORTH BY NORTHWEST	06/30/1972	Cancelled(6*)	0	0	9	-9	-100.00%	0	31	0		None		P,S,T,M,VP SC	7		
1195	SAN ANGELO SOUTHSIDE	01/29/1960	Active(1)	18	0	0	0	0.00%	0		4		4	R	T,M,VP,SC	24+		
1202	SONORA	05/09/1928	Active	31	3	2	1	3.33%	0	7	2				M,VP,SC	N/R		
1205	STERLING CITY	03/28/1929	Active(1)	10	0	0	0	0.00%	0		2	1	None		P,S,T,M,VP SC	24+		
1206	SWEETWATER	09/16/1929	Active	60	3	1	2	3.45%	0	2	1				M,VP,SC	11	\$116.00	
1210	WINTERS	05/23/1924	Active	11	0	0	0	0.00%	0		9		2		P,T,M,VP,SC	9		

Clubs Cancelled Previous Fiscal Year – Clubs Cancelled within last 12 months may be reinstated

Club Number	Club Name	Charter Date	Current Status*	Cancellation Date
110125	CONCHO VALLEY LAW ENFORCEMENT	01/14/2011	Cancelled(6*)	06/29/2024



Club Health Assessment for District 2 A1 through February 2025

Club Number			Club Name			Charter Date			Status					Membership					Reports					Finance		LCIF
									Current Member Count	YTD Members Added	YTD Members Dropped	YTD Net Growth	YTD Net Growth%	Member Count 12 Months Ago	Avg. length of service for dropped members	Months Since Last MMR ***	Yrs. Since Last Officer Report	President Rotation	Vice President Reported ****	Months Since Last Activity Report ***	Account Balance	Donations for current Fiscal Year				
									Number of times on status quo within last two years	If below 15 members appears			If net loss is greater than 20% appears			If no report in 3 months appears in			When more than one year appears in	Number of repeat terms	Notes the officers that do not have an active		If no report at 12 months appears in red			
Current Total Clubs Count	YTD New Clubs Count	YTD Cancelled Clubs Count	YTD Net Club Gain	Current Total Members Count	YTD Add	YTD Drop	YTD Net Growth	YTD Net Growth %	Member Count 12 Months Ago	Average Member Count Per Club	% of Clubs with less than 20 members	% No MMR in 3 Months	% No Officer Report in 12 Months	% of Clubs with balance 90+ days	Number of Clubs in Status Quo	% Status Quo Clubs in Financial Suspension	Number of Cancelled Clubs	Average Cancelled Club Age	Members Lost Due to Cancellation	% of Clubs Cancelled for Non-Financial Reasons						
34	0	4	-4	886	49	103	-54	-5.74%	0	26	56%	53%	12%	0%	0	0%	4	50	39	75%						

* - P - Priority Club. Cancellation Reasons: 1-Objectives/conduct, 2-Non-active club, 5-Non-existing club, 6-Disbanding, 7-Merger, 8-Financial Suspension, 9-District/Multiple District Dues.

** - Abbreviation: P-President, S-Secretary, T-Treasurer, M-Member Chairperson, VP-First Vice President, MC-Communications Chairperson, SC-Service Chairperson

*** - Abbreviation: N/R - Never reported using the Lions Clubs website, N/A - Not applicable, No password registered for the Lions Clubs website.

**** - Abbreviation: N - New, IP - Immediate Past, R - Repeat.




Club Health Assessment for District 2 A2 through February 2025

Club Number	Club Name	Charter Date	Status	Membership							Reports					Finance	LCIF
				Current Member Count	YTD Members Added	YTD Members Dropped	YTD Net Growth	YTD Net Growth%	Member Count 12 Months Ago	Avg. length of service for dropped members	Months Since Last MMR ***	Yrs. Since Last Officer Report	President Rotation	Vice President Reported ****	Months Since Last Activity Report ***	Account Balance	Donations for current Fiscal Year
			Number of times on status quo within last two years	If below 15 members appears				If net loss is greater than 20% appears			If no report in 3 months appears	When more than one year appears in	Number of repeat terms	Notes the officers that do not have an active	If no report at 12 months red		
Clubs less than two years old																	
157446	Del Rio Amistad	04/04/2024	Active	25	13	4	9	56.25%	0	1	0			S,M,VP,SC	5		
171394	Del Rio Lady Educators	05/21/2024	Active	44	7	20	-13	-22.81%	0	0	0		2	N	3		
179000	San Antonio Autism	10/04/2024	Active	24	26	2	24	100.00%	0	0	0			VP,SC	N/R		
155721	San Antonio Yellow Rose	09/20/2023	Active	11	1	0	1	10.00%	0		1		2	N	11		
Clubs more than two years old																	
134554	Bandera	05/10/2018	Active	16	1	4	-3	-15.79%	0	2	0			N	15		
41774	BEXAR CNTY CHINA GROVE AREA	08/11/1982	Active	27	0	0	0	0.00%	0		6		7	R	12		
124884	Boerne	05/21/2015	Active	7	1	0	1	16.67%	0		5		9	M,VP,SC	19		
1215	BRUNI	03/24/1950	Active	19	0	0	0	0.00%	0		6		3	R	22		
1216	CARRIZO SPRINGS	03/07/1940	Active	7	0	0	0	0.00%	0		6		9	S,T,M,VP,SC	24+		
120433	Castroville	09/27/2013	Active(2)	1	0	0	0	0.00%	0		15	1	None	P,S,T,M,VP SC	N/R		
1218	CENTER POINT	04/14/1949	Active	20	0	0	0	0.00%	0		28	1	None	P,S,T,M,VP SC	21		
1219	COMFORT	10/06/1949	Active	15	0	1	-1	-6.25%	0	13	4			R	22		
Exc Award (06/30/2018)																	
1223	CONVERSE	03/11/1949	Active	22	2	6	-4	-15.38%	0	10	1		2	N	2		
1222	CRYSTAL CITY	03/05/1951	Active	12	0	0	0	0.00%	0		6		10	R	24+		
1224	DEL RIO HOST	03/05/1928	Active	59	8	5	3	5.36%	0	16	0			N	2		\$66.00
Exc Award (06/30/2017)																	
1225	DEL RIO SAN FELIPE	04/22/1949	Active	85	7	5	2	2.41%	0	11	1			N	1		\$788.95
Exc Award (06/30/2023, 06/30/2024)																	
1226	DEVINE	04/24/1952	Active	39	1	4	-3	-7.14%	0	12	0		22	R	0		
1227	DHANIS	11/23/1948	Active	29	0	0	0	0.00%	0		12	1	None	P,S,T,M,VP SC	N/R		
50526	EAGLE PASS BORDER	05/10/1990	Active	26	3	2	1	4.00%	0	2	2			N	2		
Exc Award (06/30/2023)																	
1230	EAGLE PASS EVENING	10/21/1969	Active	54	1	1	0	0.00%	0	31	4			M,VP,SC	22	90+ Days	



Club Health Assessment for District 2 A2 through February 2025

			Status	Membership							Reports					Finance		LCIF
Club Number	Club Name	Charter Date		Current Member Count	YTD Members Added	YTD Members Dropped	YTD Net Growth	YTD Net Growth%	Member Count 12 Months Ago	Avg. length of service for dropped members	Months Since Last MMR ***	Yrs. Since Last Officer Report	President Rotation	Vice President Reported ****	Months Since Last Activity Report ***	Account Balance	Donations for current Fiscal Year	
			Number of times on status quo within last two years	If below 15 members appears					If net loss is greater than 20% appears			If no report in 3 months appears in	When more than one year repeat appears in	Number of repeat terms	Notes the officers that do not have an active	If no report at 12 months appears in red		
Exc Award (06/30/2023)																		
1232	FLORESVILLE	10/19/1944	Active	48	5	1	4	9.09%	0	0	3		2	R	M	1		
Exc Award (06/30/2019, 06/30/2024, 07/30/20)																		
1233	FREDERICKSBURG	07/08/1929	Active	16	0	0	0	0.00%	0		10			N	M,VP,SC	3		
1234	GEORGE WEST	06/28/1948	Active	16	1	3	-2	-11.11%	0	17	0		3	R	M,SC	24+		
1236	HELOTES	07/28/1950	Active	31	2	2	0	0.00%	0	0	4		3	R	P,M	24+		
Exc Award (06/30/2022)																		
1237	HONDO	03/06/1940	Active	24	0	5	-5	-17.24%	0	6	0				P,M,VP,SC	24+		
1241	KERRVILLE HEART O'THE HILLS	04/24/1967	Active	3	1	0	1	50.00%	0		7		2		M,VP,SC	7		
1240	KERRVILLE HOST	09/24/1946	Active	47	4	9	-5	-9.62%	0	5	1				VP,SC	2		
Exc Award (06/30/2022, 06/30/2023, 06/30/20)																		
45052	KERRVILLE SUNRISE	06/28/1985	Active	8	0	0	0	0.00%	0		8		5		M,VP,SC	19		
1247	LA VERNIA	04/13/1971	Active	42	1	1	0	0.00%	0	2	0		3	R		0		
Exc Award (06/30/2023, 06/30/2024)																		
1245	LAREDO NOON HOST	03/03/1922	Active(3)	2	2	0	2	100.00%	0		0		7		S,T,M,VP,SC	24+		
1248	LEAKEY	03/11/1948	Active	34	1	6	-5	-12.82%	0	6	3		2	R		1		
32878	PEARSALL	10/29/1976	Active	6	0	0	0	0.00%	0		9		8		P,T,M,VP,SC	24+		
1251	PLEASANTON	05/19/1948	Active	16	3	1	2	14.29%	0	13	0			N	SC	24+		
1252	POTEET	01/15/1970	Active	131	0	0	0	0.00%	0		6			R	S,VP,SC	24+		
50070	SABINAL	12/30/1989	Active(2)	10	0	0	0	0.00%	0		6		3	R	S,T,M,SC	24+	\$400.00	
39336	SAN ANTONIO ALAMO CITY	01/31/1981	Active	11	0	0	0	0.00%	0		0		13		M,VP,SC	24+	\$11.00	
1258	SAN ANTONIO ALAMO HEIGHTS	10/25/1940	Active	13	1	3	-2	-13.33%	0	31	0		4	R	M,SC	24+		
Exc Award (06/30/2019, 06/30/2021)																		
55869	SAN ANTONIO ALAMO POSTAL	06/22/1994	Active	4	0	1	-1	-20.00%	0	21	2		None		P,T,M,VP,SC	N/R	\$220.00	
103855	SAN ANTONIO ALAMO RANCH	10/23/2008	Active	20	3	10	-7	-25.93%	0	6	1			N	M,SC	1	\$2,500.00	
106212	SAN ANTONIO AREA FAMILY	08/06/2009	Active	19	0	3	-3	-13.64%	0	12	4		2		M,VP,SC	13		



Club Health Assessment for District 2 A2 through February 2025

			Status	Membership						Reports					Finance	LCIF	
Club Number	Club Name	Charter Date		Current Member Count	YTD Members Added	YTD Members Dropped	YTD Net Growth	YTD Net Growth%	Member Count 12 Months Ago	Avg. length of service for dropped members	Months Since Last MMR ***	Yrs. Since Last Officer Report	President Rotation	Vice President Reported ****	Months Since Last Activity Report ***	Account Balance	Donations for current Fiscal Year
			Number of times on status quo within last two years	If below 15 members appears				If net loss is greater than 20% appears			If no report in 3 months appears in	When more than one year appears in	Number of repeat terms	Notes the officers that do not have an active	If no report at 12 months appears in red		
Exc Award (06/30/2018)																	
123307	San Antonio Bexar Necessities	10/08/2014	Active	14	0	2	-2	-12.50%	0	2	7		3	VP	1		
Exc Award (06/30/2023, 06/30/2024)																	
1257	SAN ANTONIO CENTRAL PARK	05/23/1969	Active	22	2	0	2	10.00%	0		2		2	R	2		\$3,100.00
34603	SAN ANTONIO EDGEWOOD	11/07/1977	Active	85	8	4	4	4.94%	0	10	0			N	M,SC	0	\$10.00
Exc Award (06/30/2017, 06/30/2019, 06/30/2020)																	
106251	SAN ANTONIO FIRST LADIES	08/12/2009	Active	5	0	1	-1	-16.67%	0	15	5		6	R	M,SC	24+	
Exc Award (06/30/2017)																	
1256	SAN ANTONIO FOUNDER	01/17/1919	Active	47	4	1	3	6.82%	0	20	1			N	VP	0	\$300.00
Exc Award (06/30/2019)																	
125103	San Antonio Guide Dogs of Texas	06/18/2015	Active	5	0	6	-6	-54.55%	0	7	2		5	R	S,M,SC	24+	
1263	SAN ANTONIO HARLANDALE	03/23/1942	P- Active	0	0	0	0	0.00%	0		44	1	None		P,S,T,M,VP SC	N/R	
1266	SAN ANTONIO HIGHLAND HILLS	10/16/1956	Active(1)	7	0	0	0	0.00%	0		11		5	N	M,SC	24+	
Exc Award (06/30/2022)																	
111410	SAN ANTONIO LIGHTHOUSE	06/20/2011	Active	8	0	1	-1	-11.11%	0	10	1		5	N	SC	22	
38415	SAN ANTONIO NORTH S A HILLS	05/13/1980	Active	26	2	0	2	8.33%	0		5			N	SC	24+	
1268	SAN ANTONIO NORTHSIDE	11/05/1956	Active	38	7	2	5	15.15%	0	27	1			N	SC	0	
1269	SAN ANTONIO NORTHWEST	03/22/1951	Active	12	1	3	-2	-14.29%	0	13	1			N	M,SC	24+	
Exc Award (06/30/2018, 06/30/2024)																	
82366	SAN ANTONIO REGION 20	05/18/2004	Active	15	0	0	0	0.00%	0		1		5	R		6	\$75.00
Exc Award (06/30/2024)																	
116846	SAN ANTONIO UNIVERSITY OF INCARNATE WORD	05/14/2012	Active	5	0	0	0	0.00%	0		14			R	M,SC	15	
1273	SAN ANTONIO WEST SIDE	07/17/1951	Active	17	0	0	0	0.00%	0		6		5	R	M,SC	2	
Exc Award (06/30/2017)																	
31779	SAN ANTONIO WINDCREST	03/02/1976	Active	30	3	2	1	3.45%	0	5	0			N	M	5	\$250.00
Exc Award (06/30/2018, 06/30/2023)																	
119413	STOCKDALE	05/21/2013	Active(2)	3	0	1	-1	-25.00%	0	10	3		4		M,VP,SC	24+	



Club Health Assessment for District 2 A2 through February 2025

			Status	Membership							Reports					Finance	LCIF
Club Number	Club Name	Charter Date		Current Member Count	YTD Members Added	YTD Members Dropped	YTD Net Growth	YTD Net Growth%	Member Count 12 Months Ago	Avg. length of service for members	Months Since Last MMR ***	Yrs. Since Last Officer Report	President Rotation	Vice President Reported ****	Months Since Last Activity Report ***	Account Balance	Donations for current Fiscal Year
			Number of times on status quo within last two years	If below 15 members appears				If net loss is greater than 20% appears			If no report in 3 months appears in	When more than one year appears in	Number of repeat terms	Notes the officers that do not have an active	If no report at 12 months appears in red		
1276	TILDEN	07/13/1948	Active	20	0	0	0	0.00%	0		6		3	R P,VP,SC	N/R		
1278	UTOPIA	03/19/1948	Active	3	1	2	-1	-25.00%	0	3	3		6	T,M,VP,SC	15		
1279	UVALDE	06/30/1928	Active	24	4	0	4	20.00%	0		4			P,M,VP,SC	4		\$500.00

Clubs Cancelled Previous Fiscal Year – Clubs Cancelled within last 12 months may be reinstated

Club Number	Club Name	Charter Date	Current Status*	Cancellation Date
1214	BRACKETTVILLE	01/11/1954	Cancelled(6*)	04/29/2024
1274	SOMERSET	08/12/1948	Cancelled(6*)	11/29/2023
127525	Universal City	05/13/2016	Cancelled(6*)	09/29/2023

Current Total Clubs Count	YTD New Clubs Count	YTD Cancelled Clubs Count	YTD Net Club Gain	Current Total Members Count	YTD Add	YTD Drop	YTD Net Growth	YTD Net Growth %	Member Count 12 Months Ago	Average Member Count Per Club	% of Clubs with less than 20 members	% No MMR in 3 Months	% No Officer Report in 12 Months	% of Clubs with balance 90+ days	Number of Clubs in Status Quo	% Status Quo Clubs in Financial Suspension	Number of Cancelled Clubs	Average Cancelled Club Age	Members Lost Due to Cancellation	% of Clubs Cancelled for Non-Financial Reasons
60	1	0	1	1,429	127	124	3	0.21%	0	24	53%	52%	7%	2%	0	0%	0	0	0	0%

* - P - Priority Club. Cancellation Reasons: 1-Objectives/conduct, 2-Non-active club, 5-Non-existing club, 6-Disbanding, 7-Merger, 8-Financial Suspension, 9-District/Multiple District Dues.

** - Abbreviation: P-President, S-Secretary, T-Treasurer, M-Member Chairperson, VP-First Vice President, MC-Communications Chairperson, SC-Service Chairperson

*** - Abbreviation: N/R - Never reported using the Lions Clubs website, N/A - Not applicable, No password registered for the Lions Clubs website.

**** - Abbreviation: N - New, IP - Immediate Past, R - Repeat.



Club Health Assessment for District 2 A3 through February 2025

			Status	Membership							Reports					Finance		LCIF
Club Number	Club Name	Charter Date		Current Member Count	YTD Members Added	YTD Members Dropped	YTD Net Growth	YTD Net Growth%	Member Count 12 Months Ago	Avg. length of service for dropped members	Months Since Last MMR ***	Yrs. Since Last Officer Report	President Rotation	Vice President Reported ****	Months Since Last Activity Report ***	Account Balance	Donations for current Fiscal Year	
			Number of times on status quo within last two years	If below 15 members appears					If net loss is greater than 20% appears			If no report in 3 months appears in	When more than one year appears in	Number of repeat terms	Notes the officers that do not have an active	If no report at 12 months appears in red		
Clubs less than two years old																		
180254	PSJA	01/06/2025	Newly Chartered	32	32	0	32	100.00%	0		1			N	M,SC	0		
Clubs more than two years old																		
124744	Alamo	04/24/2015	Active	22	0	0	0	0.00%	0		5			R	SC	21		
1282	ALICE	01/28/1924	Active(1)	7	0	0	0	0.00%	0		17	1	None		P,S,T,M,VP SC	24+		
82734	ALTON	06/23/2004	Active	12	0	2	-2	-14.29%	0	18	6		12	R	M,VP,SC	24+		
140729	Aransas County Womens	01/14/2020	Active	30	2	2	0	0.00%	0	1	0			N		0		\$50.00
	Exc Award (06/30/2021, 06/30/2022)																	
1284	ARANSAS PASS	11/19/1928	Active	13	6	3	3	30.00%	0	3	1			N	M,SC	2		\$500.00
	Exc Award (06/30/2020)																	
56242	BROWNSVILLE BORDER	11/16/1994	Active	29	1	2	-1	-3.33%	0	5	1		3	N	M,SC	24+		
1287	BROWNSVILLE DOWNTOWN	07/29/1927	Active	29	0	2	-2	-6.45%	0	9	3		3	N	M,SC	0		
1288	BROWNSVILLE NITE LIONS	09/17/1970	Active	26	4	2	2	8.33%	0	2	1		2	R		0		\$500.00
	Exc Award (06/30/2018, 06/30/2019, 06/30/20)																	
1289	BROWNSVILLE WEST BROWNSVILLE	11/11/1948	Active	33	0	3	-3	-8.33%	0	4	2			N		0		
	Exc Award (06/30/2018, 06/30/2019, 06/30/20)																	
1292	CORPUS CHRISTI DOWNTOWN	12/18/1923	Active(2)	16	7	1	6	60.00%	0	3	3		5		VP	5		
51020	CORPUS CHRISTI INDUSTRIAL NOON	10/24/1990	Active(1)	5	0	0	0	0.00%	0		20	1	None		P,S,T,M,VP SC	24+		
120592	Corpus Christi Women	10/31/2013	Active	11	0	0	0	0.00%	0		8				M,VP,SC	2		
	Exc Award (06/30/2022)																	
1297	DONNA	02/15/1938	Active	39	5	2	3	8.33%	0	21	0			R	M,SC	0		
	Exc Award (06/30/2021, 06/30/2023)																	
1298	EDINBURG	11/07/1938	Active	34	3	0	3	9.68%	0		4		2		M,VP,SC	1		\$240.00
	Exc Award (06/30/2016, 06/30/2020, 06/30/20)																	
59169	EDINBURG EARLY RISERS	02/26/1997	Active	14	1	1	0	0.00%	0	2	4			IP	M,SC	0	90+ Days	



Club Health Assessment for District 2 A3 through February 2025

			Status	Membership							Reports					Finance	LCIF
Club Number	Club Name	Charter Date		Current Member Count	YTD Members Added	YTD Members Dropped	YTD Net Growth	YTD Net Growth%	Member Count 12 Months Ago	Avg. length of service for dropped members	Months Since Last MMR ***	Yrs. Since Last Officer Report	President Rotation	Vice President Reported ****	Months Since Last Activity Report ***	Account Balance	Donations for current Fiscal Year
			Number of times on status quo within last two years	If below 15 members appears				If net loss is greater than 20% appears			If no report in 3 months appears in	When more than one year appears in	Number of repeat terms	Notes the officers that do not have an active	If no report at 12 months appears in red		
1304	HARLINGEN	08/09/1927	Active	20	0	0	0	0.00%	0		1			IP	1		
Exc Award (06/30/2020, 06/30/2021)																	
51076	HARLINGEN AMIGAS	11/27/1990	Active(1)	17	2	2	0	0.00%	0	15	0		4	N SC	0		
Exc Award (06/30/2017, 06/30/2019, 06/30/2020)																	
1305	HARLINGEN DAWN BREAKERS	04/10/1973	Active	15	0	1	-1	-6.25%	0	5	5			IP	23		
Exc Award (06/30/2019)																	
53198	HIDALGO	06/04/1992	Active	16	1	4	-3	-15.79%	0	13	0			S,T,VP,SC	24+		
Exc Award (06/30/2021, 06/30/2023)																	
146825	Ingleside North Bay	06/18/2021	Active	5	1	0	1	25.00%	0		1		6	T,M,VP,SC	16		
1309	INTERNATIONAL	04/09/1962	Active	24	2	2	0	0.00%	0	5	1		3	R M,SC	11		
Exc Award (06/30/2019, 06/30/2020)																	
1310	KINGSVILLE	06/25/1929	Active	38	3	2	1	2.70%	0	36	0			N SC	0		\$100.00
Exc Award (06/30/2016, 06/30/2023, 06/30/2024)																	
41818	LA FERIA	09/28/1982	Active(1)	10	0	0	0	0.00%	0		8		None	P,S,T,M,VP SC	24+		
57581	LA JOYA	12/05/1995	Active(1)	26	0	0	0	0.00%	0		3		None	P,M,VP,SC	24+		
Exc Award (06/30/2019, 06/30/2020, 06/30/2021)																	
1313	LOS FRESNOS	12/02/1947	Active	10	1	1	0	0.00%	0	2	2			IP M,SC	4		
Exc Award (06/30/2023)																	
1315	MC ALLEN	10/25/1923	Active	24	0	0	0	0.00%	0		20	1	None	P,S,T,M,VP SC	24+		
1316	MC ALLEN EVENING	10/30/1973	Active	12	0	0	0	0.00%	0		8		3	M,VP,SC	24+		
1317	MC ALLEN PALM CITY	02/28/1969	Active	21	2	1	1	5.00%	0	11	1		2	R SC	8		\$320.00
Exc Award (06/30/2023, 06/30/2024)																	
1318	MERCEDES	03/31/1949	Active	25	2	0	2	8.70%	0		5		3	N	1		\$115.00
Exc Award (06/30/2019, 06/30/2021)																	
1319	MISSION	04/28/1926	Active	53	4	6	-2	-3.64%	0	3	1			N T	1		
125248	Mission Sunset	06/24/2015	Active	9	0	3	-3	-25.00%	0	6	5			R M,VP,SC	0		
128063	Odem Area	06/23/2016	Active	16	3	0	3	23.08%	0		3		8	R M,SC	0		\$425.00
Exc Award (06/30/2019, 06/30/2020, 06/30/2021)																	



Club Health Assessment for District 2 A3 through February 2025

			Status	Membership							Reports					Finance		LCIF
Club Number	Club Name	Charter Date		Current Member Count	YTD Members Added	YTD Members Dropped	YTD Net Growth	YTD Net Growth%	Member Count 12 Months Ago	Avg. length of service for dropped members	Months Since Last MMR ***	Yrs. Since Last Officer Report	President Rotation	Vice President Reported ****	Months Since Last Activity Report ***	Account Balance	Donations for current Fiscal Year	
			Number of times on status quo within last two years	If below 15 members appears				If net loss is greater than 20% appears			If no report in 3 months appears in	When more than one year appears in	Number of repeat terms		Notes the officers that do not have an active	If no report at 12 months appears in red		
133549	Pharr Centennial	01/04/2018	Active(1)	15	1	0	1	7.14%	0		7		2	N	M,SC	15		
Exc Award (06/30/2021, 06/30/2022, 06/30/2023)																		
1326	PORTLAND	02/15/1965	Active	12	0	2	-2	-14.29%	0	1	2			N		24+		
Exc Award (06/30/2020)																		
53033	PORTLAND NORTH BAY	05/04/1992	Active	29	1	5	-4	-12.12%	0	20	0			N	M,SC	0		
Exc Award (06/30/2017, 06/30/2018, 06/30/2019)																		
1327	PREMONT	04/10/1947	Active	10	0	1	-1	-9.09%	0	8	2		5	R	M,SC	11		
1328	RAYMONDVILLE	10/07/1944	Active	17	1	0	1	6.25%	0		1			N	P,M,SC	24+		
1329	RIO GRANDE CITY	12/03/1953	Active	29	8	3	5	20.83%	0	6	1				S,M,VP,SC	0		
1332	ROCKPORT	03/02/1950	Active	25	0	6	-6	-19.35%	0	7	1			N	SC	0		\$3,025.00
Exc Award (06/30/2021)																		
106809	ROMA	11/04/2009	Active	10	0	0	0	0.00%	0		20	1	None		P,S,T,M,VP SC	24+		
1334	SAN BENITO	08/23/1927	Active	29	1	0	1	3.57%	0		5		6	R		0		\$1,600.00
Exc Award (06/30/2022, 06/30/2023, 06/30/2024)																		
126965	San Juan Community	03/08/2016	Active	21	6	23	-17	-44.74%	0	2	1			N	SC	4		\$240.00
Exc Award (06/30/2023, 06/30/2024)																		
1340	SINTON	12/20/1960	Active	6	0	0	0	0.00%	0		12	1	None		P,S,T,M,VP SC	24+		
55781	SINTON NITE	06/01/1994	Active	11	0	0	0	0.00%	0		0			N		0		
Exc Award (06/30/2019, 06/30/2021, 06/30/2022)																		
1343	WESLACO	11/25/1927	Active	68	1	4	-3	-4.23%	0	9	2		2		VP	0		
Exc Award (06/30/2023, 06/30/2024)																		
1344	WESLACO MID-VALLEY	11/19/1970	Active(1)	46	4	0	4	9.52%	0		0		2	R	M,SC	0	90+ Days	
1345	ZAPATA	05/04/1954	Active	43	6	0	6	16.22%	0		0			N		3		
Exc Award (06/30/2017, 06/30/2019, 06/30/2020)																		

Clubs Cancelled Previous Fiscal Year – Clubs Cancelled within last 12 months may be reinstated

Club Number	Club Name	Charter Date	Current Status*	Cancellation Date
1283	ALICE EVENING	06/25/1971	Cancelled(8*)	01/29/2024



Club Health Assessment for District 2 A3 through February 2025

Club NumberClub NameCharter Date			Status		Membership								Reports					Finance		LCIF
					Current Member Count	YTD Members Added	YTD Members Dropped	YTD Net Growth	YTD Net Growth%	Member Count 12 Months Ago	Avg. length of service for dropped members	Months Since Last MMR ***	Yrs. Since Last Officer Report	President Rotation	Vice President Reported ****	Months Since Last Activity Report ***	Account Balance	Donations for current Fiscal Year		
			Number of times on status quo within last two years		If below 15 members appears			If net loss is greater than 20% appears			If no report in 3 months appears in			When more than one year appears in	Number of repeat terms	Notes the officers that do not have an active		If no report at 12 months appears in red		
Current Total Clubs Count	YTD New Clubs Count	YTD Cancelled Clubs Count	YTD Net Club Gain	Current Total Members Count	YTD Add	YTD Drop	YTD Net Growth	YTD Net Growth %	Member Count 12 Months Ago	Average Member Count Per Club	% of Clubs with less than 20 members	% No MMR in 3 Months	% No Officer Report in 12 Months	% of Clubs with balance 90+ days	Number of Clubs in Status Quo	% Status Quo Clubs in Financial Suspension	Number of Cancelled Clubs	Average Cancelled Club Age	Members Lost Due to Cancellation	% of Clubs Cancelled for Non-Financial Reasons
48	1	0	1	1,064	111	86	25	2.41%	0	22	48%	44%	10%	4%	0	0%	0	0	0	0%

* - P - Priority Club. Cancellation Reasons: 1-Objectives/conduct, 2-Non-active club, 5-Non-existing club, 6-Disbanding, 7-Merger, 8-Financial Suspension, 9-District/Multiple District Dues.

** - Abbreviation: P-President, S-Secretary, T-Treasurer, M-Member Chairperson, VP-First Vice President, MC-Communications Chairperson, SC-Service Chairperson

*** - Abbreviation: N/R - Never reported using the Lions Clubs website, N/A - Not applicable, No password registered for the Lions Clubs website.

**** - Abbreviation: N - New, IP - Immediate Past, R - Repeat.



Club Health Assessment for District 2 S1 through February 2025

			Status	Membership							Reports					Finance		LCIF
Club Number	Club Name	Charter Date		Current Member Count	YTD Members Added	YTD Members Dropped	YTD Net Growth	YTD Net Growth%	Member Count 12 Months Ago	Avg. length of service for dropped members	Months Since Last MMR ***	Yrs. Since Last Officer Report	President Rotation	Vice President Reported ****	Months Since Last Activity Report ***	Account Balance	Donations for current Fiscal Year	
			Number of times on status quo within last two years	If below 15 members appears				If net loss is greater than 20% appears			If no report in 3 months appears in	When more than one year appears in	Number of repeat terms	Notes the officers that do not have an active	If no report at 12 months appears in red			
Clubs more than two years old																		
1346	ALTO	04/26/1935	Active(1)	16	0	1	-1	-5.88%	0	12	6			R	SC	24+		
1349	BEAUMONT BREAKFAST	03/09/1967	Active	5	0	0	0	0.00%	0		4		8	R	M,SC	0		
Exc Award (06/30/2017, 06/30/2018, 06/30/20																		
1348	BEAUMONT FOUNDERS	09/06/1916	Active	15	0	4	-4	-21.05%	0	13	0		2		M,VP,SC	24+	\$10,000.00	
Exc Award (06/30/2021, 06/30/2022)																		
1355	BECKVILLE	04/17/1956	Active	8	0	0	0	0.00%	0		8		20	R	P,M,VP,SC	24+		
1356	BRIDGE CITY	11/30/1945	Active	13	12	11	1	8.33%	0	4	1			R	T,M,SC	18		
Exc Award (06/30/2020, 06/30/2022, 06/30/20																		
140905	Broaddus on Sam Rayburn	02/10/2020	Active	11	0	0	0	0.00%	0		5			N	M	1	\$33.00	
1357	BUNA	06/24/1949	Active	14	0	0	0	0.00%	0		11		3	R	M,SC	11		
97260	BURKEVILLE TOLEDO BEND	06/05/2006	Active	23	0	0	0	0.00%	0		14		6	N	S,M,SC	24+		
1358	CARTHAGE	06/13/1935	Active	60	5	5	0	0.00%	0	20	1			N	VP,SC	14		
Exc Award (06/30/2023)																		
1360	CENTER NOON	04/13/1947	Active	55	1	0	1	1.85%	0		1			N	M,VP,SC	24+		
1363	CHESTER	07/05/1949	Active	27	1	0	1	3.85%	0		7		2	R	M	2	\$20.00	
1364	CORRIGAN	10/14/1937	Active	13	0	2	-2	-13.33%	0	11	5		4	R	M,SC	8		
1365	CUSHING	10/28/1940	Active(1)	21	5	2	3	16.67%	0	3	4			N	P,M,VP,SC	N/R		
127354	Diboll Area	06/01/2016	Active	11	0	0	0	0.00%	0		8	1	None		P,S,T,M,VP SC	24+		
Exc Award (06/30/2020)																		
1368	DICK DOWLING	11/28/1939	Active	19	7	0	7	58.33%	0		4		5		M,VP,SC	24+		
1371	GARRISON	03/23/1945	Active	11	0	3	-3	-21.43%	0	38	0		4		M,VP,SC	0		
Exc Award (06/30/2018)																		
1445	GROVETON	01/28/1947	Active	23	0	1	-1	-4.17%	0	9	0			R	M,SC	2		
1374	HEMPHILL	04/26/1950	Active	37	6	7	-1	-2.63%	0	6	0		2	N		11		
1379	JACKSONVILLE	08/27/1939	Active(1)	29	2	0	2	7.41%	0		1		2	R		24+		
1381	JASPER	05/19/1938	Active(1)	37	7	2	5	15.63%	0	8	2			N	M,SC	8	\$611.00	



Club Health Assessment for District 2 S1 through February 2025

			Status	Membership							Reports					Finance		LCIF
Club Number	Club Name	Charter Date		Current Member Count	YTD Members Added	YTD Members Dropped	YTD Net Growth	YTD Net Growth%	Member Count 12 Months Ago	Avg. length of service for dropped members	Months Since Last MMR ***	Yrs. Since Last Officer Report	President Rotation	Vice President Reported ****	Months Since Last Activity Report ***	Account Balance	Donations for current Fiscal Year	
			Number of times on status quo within last two years	If below 15 members appears				If net loss is greater than 20% appears			If no report in 3 months appears in	When more than one year appears in	Number of repeat terms		Notes the officers that do not have an active	If no report at 12 months appears in red		
1382	JASPER EVENING	04/09/1970	Active	7	0	4	-4	-36.36%	0	20	0				M,VP,SC	22		
1383	KIRBYVILLE	12/10/1935	Active	3	0	3	-3	-50.00%	0	20	2		None		P,M,VP,SC	24+		
1385	LITTLE CYPRESS	05/12/1952	Active	30	12	5	7	30.43%	0	20	1			R	SC	11		\$87.00
Exc Award (06/30/2017)																		
1386	LIVINGSTON	04/04/1941	Active	97	5	12	-7	-6.73%	0	14	1			N	SC	4		\$497.00
Exc Award (06/30/2022, 06/30/2023)																		
1388	LUFKIN EVENING	09/19/1956	Active	8	2	1	1	14.29%	0	0	4				P,VP,SC	1		
Exc Award (06/30/2022)																		
1389	LUFKIN HOST	10/04/1920	Active	303	8	8	0	0.00%	0	16	0			N	M,SC	N/R		
1390	LUMBERTON	05/05/1966	Active	18	1	0	1	5.88%	0		5		7	N	P,M,VP,SC	24+		
36035	NACOGDOCHES BREAKFAST	09/21/1978	Active(1)	15	5	6	-1	-6.25%	0	3	0		2	R	M,SC	0		\$48.00
Exc Award (06/30/2020)																		
52181	NEDERLAND PROFESSIONAL	11/20/1991	Active	23	1	1	0	0.00%	0	19	4			N		14		\$215.00
57139	NEW SUMMERFIELD	06/28/1995	Active	8	0	3	-3	-27.27%	0	6	1		9	R	VP	0		
Exc Award (06/30/2023)																		
1398	NEWTON	10/11/1935	Active	26	0	4	-4	-13.33%	0	8	2		None		P,S,M,VP,SC	24+		
50898	ONALASKA GREATER	08/24/1990	Active	40	3	1	2	5.26%	0	8	0			N	SC	1		
Exc Award (06/30/2021, 06/30/2022, 06/30/2023)																		
1399	ORANGE	05/12/1937	Active	84	8	16	-8	-8.70%	0	4	0				M,VP,SC	0		
Exc Award (06/30/2016, 06/30/2017, 06/30/2023)																		
33163	ORANGE NOON	12/23/1976	Active(1)	6	0	0	0	0.00%	0		13		7		M,VP,SC	24+		
112058	PANOLA COUNTY	08/17/2011	Active	7	0	1	-1	-12.50%	0	9	1			IP	SC	5		
Exc Award (06/30/2023)																		
1402	PORT ARTHUR FOUNDERS	04/23/1917	Active	13	0	0	0	0.00%	0		10		2	R	SC	24		\$26.00
Exc Award (06/30/2017, 06/30/2018)																		
1407	PORT NECHES	03/26/1929	Active	10	1	1	0	0.00%	0	0	4		2	R		16		\$30.00
Exc Award (06/30/2018)																		
1408	RUSK	08/29/1940	Active	23	0	0	0	0.00%	0		13		3	R	M,VP,SC	14		



Club Health Assessment for District 2 S1 through February 2025

Club Number	Club Name	Charter Date	Status	Membership							Reports					Finance	LCIF
				Current Member Count	YTD Members Added	YTD Members Dropped	YTD Net Growth	YTD Net Growth%	Member Count 12 Months Ago	Avg. length of service for dropped members	Months Since Last MMR ***	Yrs. Since Last Officer Report	President Rotation	Vice President Reported ****	Months Since Last Activity Report ***	Account Balance	Donations for current Fiscal Year
			Number of times on status quo within last two years	If below 15 members appears				If net loss is greater than 20% appears			If no report in 3 months appears	When more than one year appears in	Number of repeat terms	Notes the officers that do not have an active	If no report at 12 months appears in red		
	Exc Award (06/30/2020, 06/30/2022, 06/30/2025)																
1410	SAN AUGUSTINE	10/08/1937	Active	47	4	2	2	4.44%	0	5	0			N	SC	24+	\$3,341.00
	Exc Award (06/30/2020)																
117213	SHELBYVILLE	06/20/2012	Active	19	0	2	-2	-9.52%	0	7	2			N	M,SC	0	
	Exc Award (06/30/2023)																
1412	SOUR LAKE	03/22/1929	Active	39	5	2	3	8.33%	0	27	1			N		0	\$1,000.00
	Exc Award (06/30/2017, 06/30/2018, 06/30/2020)																
1504	TRINITY	06/18/1928	Active(1)	26	5	1	4	18.18%	0	14	3			N	SC	1	
125076	Winnie Stowell	06/10/2015	Active	41	2	2	0	0.00%	0	1	1		5	R	SC	2	\$300.00
	Exc Award (06/30/2018, 06/30/2020, 06/30/2025)																
1420	WOODVILLE	12/15/1947	Active	49	0	4	-4	-7.55%	0	15	1			N	M,SC	4	\$156.00
	Exc Award (06/30/2020)																
44	0	0	0	1,390	108	117	-9	-0.64%	0	32	50%	43%	2%	0%	0	0	0

* - P - Priority Club. Cancellation Reasons: 1-Objectives/conduct, 2-Non-active club, 5-Non-existing club, 6-Disbanding, 7-Merger, 8-Financial Suspension, 9-District/Multiple District Dues.

** - Abbreviation: P-President, S-Secretary, T-Treasurer, M-Member Chairperson, VP-First Vice President, MC-Communications Chairperson, SC-Service Chairperson

*** - Abbreviation: N/R - Never reported using the Lions Clubs website, N/A - Not applicable, No password registered for the Lions Clubs website.

**** - Abbreviation: N - New, IP - Immediate Past, R - Repeat.



Club Health Assessment for District 2 S2 through February 2025

			Status	Membership							Reports					Finance		LCIF
Club Number	Club Name	Charter Date		Current Member Count	YTD Members Added	YTD Members Dropped	YTD Net Growth	YTD Net Growth%	Member Count 12 Months Ago	Avg. length of service for dropped members	Months Since Last MMR ***	Yrs. Since Last Officer Report	President Rotation	Vice President Reported ****	Months Since Last Activity Report ***	Account Balance	Donations for current Fiscal Year	
			Number of times on status quo within last two years	If below 15 members appears					If net loss is greater than 20% appears			If no report in 3 months appears in	When more than one year appears in	Number of repeat terms	Notes the officers that do not have an active	If no report at 12 months appears in red		
Clubs less than two years old																		
179707	Houston - Cypress Preforming	01/08/2025	Newly Chartered	20	20	0	20	100.00%	0		1			N	SC	N/A		
172110	Houston Pakistani American	06/17/2024	Active	37	9	0	9	32.14%	0		5		2		M,VP,SC	N/R	90+ Days	
Clubs more than two years old																		
1425	ANAHUAC	11/07/1939	Active	34	0	0	0	0.00%	0		0			R	S,M	7		\$34.00
103856	BARBERS HILL	10/23/2008	Active	40	4	0	4	11.11%	0		1		6		T,M,VP,SC	20	90+ Days	
1427	BAYTOWN	09/27/1928	Active	43	3	1	2	4.88%	0	3	0			N	P	5		\$41.00
1432	BROOKSHIRE PATTISON	01/22/1947	Active	25	0	0	0	0.00%	0		5		2	R		0		\$850.00
Exc Award (06/30/2023)																		
129319	Cinco Ranch	12/09/2016	Active	16	0	2	-2	-11.11%	0	13	6				M,VP,SC	11		\$18.00
59540	CLEVELAND	05/19/1997	Active	21	8	10	-2	-8.70%	0	3	0			IP	M,SC	8		
1435	CONROE NOON	02/20/1939	Active	303	23	27	-4	-1.30%	0	10	0			N	T,M,SC	6		\$2,403.04
44703	CUT AND SHOOT FAMILY	03/08/1985	Active	27	2	3	-1	-3.57%	0	9	5			N	M	0		\$50.00
134792	Cypress Centennial Scouting	05/23/2018	Active	13	4	1	3	30.00%	0	2	1		4		P,M,VP,SC	7		\$10.00
48351	DAYTON NOON	03/30/1988	Active	51	4	0	4	8.51%	0		1			R	SC	1		\$50.00
Exc Award (06/30/2022, 06/30/2023)																		
1446	HARDIN	03/27/1956	Cancelled(8*)	0	0	12	-12	-100.00%	0	8	1		None		P,S,T,M,VP SC	24+	90+ Days	
1447	HEMPSTEAD	05/08/1945	Active	20	1	0	1	5.26%	0		6		2	R	M,SC	15		
1449	HOUSTON ALDINE AND SPRING AREA	09/09/1954	Active	7	0	1	-1	-12.50%	0	29	2				M,VP,SC	0		
1440	HOUSTON CY-FAIR	01/22/1957	Active	26	3	0	3	13.04%	0		3		2	N		0		\$323.00
Exc Award (06/30/2022)																		
48338	HOUSTON FIL AM	03/28/1988	Active(1)	24	0	5	-5	-17.24%	0	3	5		2		S,M,VP,SC	24+		\$29.00
1450	HOUSTON FOUNDER	04/02/1917	Active	7	0	2	-2	-22.22%	0	25	3		None		P,M,VP,SC	24+		
147839	Houston Headquarters National Veterans & Advocates	08/26/2021	Active(2)	14	0	0	0	0.00%	0		8		4	N	M,SC	11		
1455	HOUSTON HEIGHTS	12/08/1944	Active	5	0	0	0	0.00%	0		1		7		M,VP,SC	1		\$435.00



Club Health Assessment for District 2 S2 through February 2025

Club Number	Club Name	Charter Date	Status	Membership							Reports					Finance	LCIF
				Current Member Count	YTD Members Added	YTD Members Dropped	YTD Net Growth	YTD Net Growth%	Member Count 12 Months Ago	Avg. length of service for dropped members	Months Since Last MMR ***	Yrs. Since Last Officer Report	President Rotation	Vice President Reported ****	Months Since Last Activity Report ***	Account Balance	Donations for current Fiscal Year
			Number of times on status quo within last two years	If below 15 members appears				If net loss is greater than 20% appears			If no report in 3 months appears	When more than one year appears in	Number of repeat terms	Notes the officers that do not have an active	If no report at 12 months appears in red		
152792	Houston Indus	10/17/2022	Active	39	8	4	4	11.43%	0	1	2			N	M,SC	0	\$35.00
122563	Houston Lady	06/20/2014	Active	44	15	2	13	41.94%	0	0	0			N		0	\$186.00
	Exc Award (06/30/2024)																
1461	HOUSTON MEMORIAL	02/09/1966	Cancelled(6*)	0	0	0	0	0.00%	0		8		None	P,S,T,M,VP SC	24+		
133311	Houston Metroplex Veterans	12/28/2017	Active(3)	4	0	0	0	0.00%	0		4		8	M,VP,SC	24+		
141731	Houston Montrose	06/28/2020	Cancelled(8*)	0	0	6	-6	-100.00%	0	4	2		None	P,S,T,M,VP SC	15	90+ Days	
88745	HOUSTON NORTHWEST	06/27/2005	Active	7	1	1	0	0.00%	0	5	0		3	M,VP,SC	24+		\$7.00
104166	HOUSTON ROYAL OAKS	12/16/2008	Active	104	11	5	6	6.12%	0	5	1			VP,SC	2	90+ Days	
	Exc Award (06/30/2021, 06/30/2024)																
1473	HOUSTON SOUTHWEST	09/12/1955	Active	6	0	0	0	0.00%	0		6			N	M,SC	N/R	\$31.00
54911	HOUSTON SPORTS	10/04/1993	Active	27	4	0	4	17.39%	0		0		10	R		15	\$173.00
1474	HOUSTON SPRING BRANCH	11/10/1949	Active(1)	5	0	0	0	0.00%	0		7		4	P,T,M,VP,SC	24+		
140678	Houston Unity	01/16/2020	Active(3)	40	1	13	-12	-23.08%	0	4	0		None	P,M,VP,SC	4		\$160.00
	Exc Award (06/30/2021, 06/30/2022)																
1480	HOUSTON WESTBURY	04/13/1966	Active	6	0	0	0	0.00%	0		5		2	S,M,VP,SC	24+		
1483	HUFFMAN	05/11/1971	Active	41	1	0	1	2.50%	0		1		6	M,VP,SC	23		
1485	HUMBLE	08/24/1945	Active(2)	12	0	0	0	0.00%	0		8		17	M,VP,SC	24+		
42369	HUMBLE NOON	03/04/1983	Active	26	3	0	3	13.04%	0		3			N	SC	0	\$1,023.00
	Exc Award (06/30/2022, 06/30/2023, 06/30/2024)																
1487	HUNTSVILLE	05/05/1950	Active	41	4	0	4	10.81%	0		2			N	SC	10	
1489	Katy Community	12/26/1972	Active	10	0	0	0	0.00%	0		8			R	M,SC	4	
119625	Kingwood	06/12/2013	Active(1)	2	2	2	0	0.00%	0	7	1		3	S,M,VP,SC	24+		
65364	KLEIN	05/15/2002	Active	21	3	0	3	16.67%	0		6		5	N		0	\$18.00
1492	LIBERTY	11/08/1939	Active	61	5	0	5	8.93%	0		0			N	SC	0	\$1,106.00
	Exc Award (06/30/2023, 06/30/2024)																
1493	MAGNOLIA	04/16/1956	Active	32	8	4	4	14.29%	0	19	0			N	M,SC	0	\$1,090.00



Club Health Assessment for District 2 S2 through February 2025

Club Number	Club Name	Charter Date	Status	Membership							Reports					Finance	LCIF
				Current Member Count	YTD Members Added	YTD Members Dropped	YTD Net Growth	YTD Net Growth%	Member Count 12 Months Ago	Avg. length of service for dropped members	Months Since Last MMR ***	Yrs. Since Last Officer Report	President Rotation	Vice President Reported ****	Months Since Last Activity Report ***	Account Balance	Donations for current Fiscal Year
			Number of times on status quo within last two years	If below 15 members appears				If net loss is greater than 20% appears			If no report in 3 months appears	When more than one year appears in	Number of repeat terms	Notes the officers that do not have an active	If no report at 12 months appears in red		
152233	Magnolia Tri-County	08/24/2022	Active	12	1	8	-7	-36.84%	0	2	1		3	R	M,SC	16	\$19.00
52966	MONTGOMERY	04/28/1992	Active	18	4	1	3	20.00%	0	0	0			IP		0	\$550.00
	Exc Award (06/30/2017, 06/30/2018, 06/30/20																
133142	Montgomery Lake Conroe Centennial	11/13/2017	Active	27	1	3	-2	-6.90%	0	2	1		2		VP,SC	1	
129829	Nassau Bay 100 Centennial	01/23/2017	Active	5	0	0	0	0.00%	0		5		3		M,VP,SC	N/R	\$5.00
1437	PANORAMA L C	11/20/1972	Active	23	3	0	3	15.00%	0		1			R	M,SC	2	\$321.00
1496	PASADENA	03/04/1941	Active	23	1	2	-1	-4.17%	0	13	4		None		P,M,VP,SC	12	
115445	PRAIRIE VIEW A & M UNIVERSITY CAMPUS	10/31/2011	P- Active	10	9	0	9	900.00%	0		3		2	N	M,SC	3	\$1.00
1501	SOUTH MONTGOMERY COUNTY L C	02/10/1969	Active	11	0	0	0	0.00%	0		5		14		VP,SC	0	
40405	THE WOODLANDS	10/05/1981	Active	16	1	3	-2	-11.11%	0	7	0		None	R	P,SC	0	\$1,368.00
41131	TOMBALL	04/05/1982	Active	31	4	5	-1	-3.13%	0	13	1			N		0	\$132.00
	Exc Award (06/30/2023)																
1505	TWIN CITY L C	06/18/1965	Cancelled(8*)	0	0	2	-2	-100.00%	0	16	2		None		P,S,T,M,VP SC	24+	90+ Days
1506	WALLER	07/14/1952	Active	6	0	0	0	0.00%	0		8		3		M,VP,SC	24+	\$6.00
31159	WILLIS	09/08/1975	Active	8	0	0	0	0.00%	0		8			IP	M,SC	24+	

Clubs Cancelled Previous Fiscal Year – Clubs Cancelled within last 12 months may be reinstated

Club Number	Club Name	Charter Date	Current Status*	Cancellation Date
63554	HOUSTON MILLENNIUM	09/05/2000	Cancelled(6*)	07/29/2023

Current Total Clubs Count	YTD New Clubs Count	YTD Cancelled Clubs Count	YTD Net Club Gain	Current Total Members Count	YTD Add	YTD Drop	YTD Net Growth	YTD Net Growth %	Member Count 12 Months Ago	Average Member Count Per Club	% of Clubs with less than 20 members	% No MMR in 3 Months	% No Officer Report in 12 Months	% of Clubs with balance 90+ days	Number of Clubs in Status Quo	% Status Quo Clubs in Financial Suspension	Number of Cancelled Clubs	Average Cancelled Club Age	Members Lost Due to Cancellation	% of Clubs Cancelled for Non-Financial Reasons
50	1	4	-3	1,451	171	125	46	3.27%	0	29	44%	46%	0%	6%	0	0%	4	54	20	25%



Club Health Assessment for District 2 S2 through February 2025

			Status	Membership							Reports					Finance	LCIF
Club Number	Club Name	Charter Date		Current Member Count	YTD Members Added	YTD Members Dropped	YTD Net Growth	YTD Net Growth%	Member Count 12 Months Ago	Avg. length of service for dropped members	Months Since Last MMR ***	Yrs. Since Last Officer Report	President Rotation	Vice President Reported ****	Months Since Last Activity Report ***	Account Balance	Donations for current Fiscal Year
			Number of times on status quo within last two years	If below 15 members appears				If net loss is greater than 20% appears			If no report in 3 months appears in	When more than one year appears in	Number of repeat terms	Notes the officers that do not have an active	If no report at 12 months appears in red		

* - P - Priority Club. Cancellation Reasons: 1-Objectives/conduct, 2-Non-active club, 5-Non-existing club, 6-Disbanding, 7-Merger, 8-Financial Suspension, 9-District/Multiple District Dues.
** - Abbreviation: P-President, S-Secretary, T-Treasurer, M-Member Chairperson, VP-First Vice President, MC-Communications Chairperson, SC-Service Chairperson
*** - Abbreviation: N/R - Never reported using the Lions Clubs website, N/A - Not applicable, No password registered for the Lions Clubs website.
**** - Abbreviation: N - New, IP - Immediate Past, R - Repeat.



Club Health Assessment for District 2 S3 through February 2025

Club Number	Club Name	Charter Date	Status	Membership							Reports					Finance	LCIF
				Current Member Count	YTD Members Added	YTD Members Dropped	YTD Net Growth	YTD Net Growth%	Member Count 12 Months Ago	Avg. length of service for dropped members	Months Since Last MMR ***	Yrs. Since Last Officer Report	President Rotation	Vice President Reported ****	Months Since Last Activity Report ***	Account Balance	Donations for current Fiscal Year
			Number of times on status quo within last two years	If below 15 members appears				If net loss is greater than 20% appears			If no report in 3 months appears	When more than one year appears in	Number of repeat terms	Notes the officers that do not have an active	If no report at 12 months red		
Clubs less than two years old																	
156407	Burnet	10/18/2023	Active	22	0	4	-4	-15.38%	0	1	4		2	R	S,M	4	
157787	Thorndale	04/03/2024	Active	27	0	0	0	0.00%	0		5			IP	SC	3	
Clubs more than two years old																	
1509	AUSTIN CAPITAL CITY	06/09/1967	Active	29	1	2	-1	-3.33%	0	2	5		2	N		0	\$117.00
Exc Award (06/30/2022, 06/30/2023)																	
136148	Austin East Austin Lions Club	07/30/2018	Active	10	0	0	0	0.00%	0		11		7	R	M,SC	24+	
144996	Austin Everest	02/09/2021	Active	42	0	0	0	0.00%	0		9		2	R		1	
Exc Award (06/30/2022)																	
1508	AUSTIN FOUNDER	01/18/1916	Active	83	5	11	-6	-6.74%	0	6	0			N	SC	0	\$578.00
Exc Award (06/30/2016, 06/30/2017, 06/30/2020)																	
135085	Austin Indian Centennial	06/21/2018	Active	19	0	0	0	0.00%	0		10		4	R	M	6	
1512	AUSTIN LAKE TRAVIS	05/07/1971	Active	14	0	0	0	0.00%	0		16		3	R	M,SC	24+	\$28.00
1514	AUSTIN NORTH AUSTIN	09/27/1948	Active	16	1	0	1	6.67%	0		6		7	R	T,VP	2	\$130.00
1518	AUSTIN SOUTH AUSTIN	09/23/1949	Active	5	0	0	0	0.00%	0		0		2	R		0	\$10.00
1520	AUSTIN WEST AUSTIN	02/16/1956	Active	11	0	1	-1	-8.33%	0	8	0		20	N		5	\$24.00
39844	BASTROP EVENING	05/21/1981	Active	39	12	6	6	18.18%	0	2	0			N		0	\$116.00
Exc Award (06/30/2023)																	
1523	BLANCO	11/22/1938	Active	7	0	0	0	0.00%	0		3				M,VP,SC	0	\$14.00
1530	BUCKHOLTS	01/14/1971	Active	15	0	0	0	0.00%	0		10		11	R	M	4	\$30.00
31117	BUDA	08/15/1975	Active	46	3	4	-1	-2.13%	0	4	2			N		0	\$292.00
Exc Award (06/30/2018, 06/30/2019, 06/30/2020)																	
32056	BULVERDE	04/23/1976	Active	19	3	1	2	11.76%	0	6	0			N		5	\$74.00
1534	CAMERON	09/19/1923	Active	46	0	0	0	0.00%	0		9			N		0	\$417.00
Exc Award (06/30/2019, 06/30/2020, 06/30/2020)																	
147612	Cameron Evening	07/15/2021	Active	21	3	7	-4	-16.00%	0	4	0		4	R		1	
Exc Award (06/30/2022, 06/30/2023)																	



Club Health Assessment for District 2 S3 through February 2025

			Status	Membership							Reports					Finance	LCIF
Club Number	Club Name	Charter Date		Current Member Count	YTD Members Added	YTD Members Dropped	YTD Net Growth	YTD Net Growth%	Member Count 12 Months Ago	Avg. length of service for dropped members	Months Since Last MMR ***	Yrs. Since Last Officer Report	President Rotation	Vice President Reported ****	Months Since Last Activity Report ***	Account Balance	Donations for current Fiscal Year
			Number of times on status quo within last two years	If below 15 members appears				If net loss is greater than 20% appears			If no report in 3 months appears in	When more than one year appears in	Number of repeat terms	Notes the officers that do not have an active	If no report at 12 months appears in red		
33506	CANYON LAKE NOON	03/21/1977	Active	50	9	0	9	21.95%	0		0			N	0		\$3,582.00
	Exc Award (06/30/2017, 06/30/2018, 06/30/20																
47060	CEDAR PARK LONGHORN	03/17/1987	Active	11	4	2	2	22.22%	0	24	0			N	1	SC	\$18.00
35024	DRIPPING SPRINGS	02/09/1978	Active	21	2	0	2	10.53%	0		0		None	N	0	P	\$1,038.00
	Exc Award (06/30/2016, 06/30/2017, 06/30/20																
44277	ELGIN EVENING	10/12/1984	Active	15	2	1	1	7.14%	0	1	4		9		5	M,VP,SC	\$28.00
	Exc Award (06/30/2024)																
1548	GARDEN RIDGE	03/06/1973	Active	66	11	12	-1	-1.49%	0	12	2			N	1		\$634.00
	Exc Award (06/30/2018, 06/30/2019, 06/30/20																
1550	GEORGETOWN	09/24/1923	Active	24	2	4	-2	-7.69%	0	24	0			N	0	SC	\$1,204.00
	Exc Award (06/30/2018, 06/30/2019)																
1559	HUTTO	11/23/1953	Active	19	1	0	1	5.56%	0		4			N	7	SC	\$36.00
	Exc Award (06/30/2021)																
1561	JOHNSON CITY	02/09/1939	Active	21	1	0	1	5.00%	0		1		2		6	M,VP,SC	\$40.00
124846	Kyle	05/13/2015	Active	11	0	0	0	0.00%	0		11			N	6	S,SC	\$22.00
38848	LAGO VISTA	08/11/1980	Active	93	14	1	13	16.25%	0	13	0			N	5		\$660.00
	Exc Award (06/30/2016, 06/30/2018, 06/30/20																
48996	LIBERTY HILL	11/11/1988	Active	14	1	1	0	0.00%	0	7	0			R	5	SC	\$1,328.00
1567	LOCKHART	10/05/1967	Active	18	2	1	1	5.88%	0	11	0			N	3	T,M,SC	\$100.00
1569	LULING	09/09/1948	Active	16	2	5	-3	-15.79%	0	6	3			N	3		\$340.00
	Exc Award (06/30/2016, 06/30/2021)																
1572	MANOR	12/16/1955	Active	19	1	12	-11	-36.67%	0	3	0		2	N	1		\$560.00
	Exc Award (06/30/2021, 06/30/2022)																
1574	MARION	03/19/1949	Active	3	0	0	0	0.00%	0		11	1	None		24+	P,S,T,M,VP SC	
	Exc Award (06/30/2016)																
1575	MCQUEENEY	12/08/1970	Active	48	2	3	-1	-2.04%	0	13	0			N	5	M,VP,SC	\$98.00
46625	MILANO EVENING	11/17/1986	Active	14	1	0	1	7.69%	0		5		2	R	6		\$26.00
	Exc Award (06/30/2018)																



Club Health Assessment for District 2 S3 through February 2025

			Status		Membership						Reports					Finance		LCIF		
Club Number	Club Name	Charter Date		Current Member Count	YTD Members Added	YTD Members Dropped	YTD Net Growth	YTD Net Growth%	Member Count 12 Months Ago	Avg. length of service for dropped members	Months Since Last MMR ***	Yrs. Since Last Officer Report	President Rotation	Vice President Reported ****	Months Since Last Activity Report ***	Account Balance	Donations for current Fiscal Year			
			Number of times on status quo within last two years	If below 15 members appears				If net loss is greater than 20% appears			If no report in 3 months appears	When more than one year appears in	Number of repeat terms	Notes the officers that do not have an active	If no report at 12 months appears in red					
1577	NEW BRAUNFELS	03/18/1924	Active	128	20	17	3	2.40%	0	9	0			N	4		\$1,615.00			
	Exc Award (06/30/2016, 06/30/2018, 06/30/20																			
1578	NEW BRAUNFELS EVENING	05/31/1967	Active	42	8	4	4	10.53%	0	12	0			N	4		\$556.00			
	Exc Award (06/30/2017, 06/30/2021, 06/30/20																			
30224	PFLUGERVILLE	02/13/1975	Active	57	0	0	0	0.00%	0		0		2	R SC	0		\$114.00			
96419	POINT VENTURE	03/06/2006	Active	61	5	1	4	7.02%	0	9	0			N	0		\$1,274.00			
	Exc Award (06/30/2017, 06/30/2020, 06/30/20																			
1580	ROCKDALE NOON	01/13/1941	Active	20	4	6	-2	-9.09%	0	2	2				VP	0				
49670	ROUND ROCK NOON	06/29/1989	Active	15	0	4	-4	-21.05%	0	11	3			N	4		\$1,243.00			
	Exc Award (06/30/2016, 06/30/2021)																			
1583	SAN MARCOS	11/12/1941	Active	113	19	14	5	4.63%	0	4	0			N	2		\$2,266.00			
	Exc Award (06/30/2018, 06/30/2021, 06/30/20																			
53499	SAN MARCOS BLUEBONNET	07/01/1992	Active	39	5	0	5	14.71%	0		0			N	6		\$300.00			
	Exc Award (06/30/2017, 06/30/2019, 06/30/20																			
103971	SCHERTZ CIBOLO SELMA	11/13/2008	Active	48	8	12	-4	-7.69%	0	3	0			N	0					
	Exc Award (06/30/2016, 06/30/2018, 06/30/20																			
104738	SPICEWOOD AND HIGHLAND LAKES	02/12/2009	Active(2)	2	0	15	-15	-88.24%	0	11	2				M,VP,SC	2				
1592	TAYLOR	03/18/1940	Active(1)	37	3	2	1	2.78%	0	2	0			N SC	0		\$72.00			
	Exc Award (06/30/2016, 06/30/2022, 06/30/20																			
117756	UNIVERSITY OF TEXAS	09/25/2012	Active	30	9	0	9	42.86%	0		5			N SC	4					
	Exc Award (06/30/2017)																			
1597	WIMBERLEY	01/17/1969	Active	156	21	5	16	11.43%	0	3	0				VP	0	\$4,280.00			
	Exc Award (06/30/2016, 06/30/2019, 06/30/20																			
Current Total Clubs Count	YTD New Clubs Count	YTD Cancelled Clubs Count	YTD Net Club Gain	Current Total Members Count	YTD Add	YTD Drop	YTD Net Growth	YTD Net Growth %	Member Count 12 Months Ago	Average Member Count Per Club	% of Clubs with less than 20 members	% No MMR in 3 Months	% No Officer Report in 12 Months	% of Clubs with balance 90+ days	Number of Clubs in Status Quo	% Status Quo Clubs in Financial Suspension	Number of Cancelled Clubs	Average Cancelled Club Age	Members Lost Due to Cancellation	% of Clubs Cancelled for Non-Financial Reasons
48	0	0	0	1,682	185	158	27	1.63%	0	35	44%	40%	2%	0%	0	0%	0	0	0	0%



Club Health Assessment for District 2 S3 through February 2025

			Status	Membership							Reports					Finance	LCIF
Club Number	Club Name	Charter Date		Current Member Count	YTD Members Added	YTD Members Dropped	YTD Net Growth	YTD Net Growth%	Member Count 12 Months Ago	Avg. length of service for dropped members	Months Since Last MMR ***	Yrs. Since Last Officer Report	President Rotation	Vice President Reported ****	Months Since Last Activity Report ***	Account Balance	Donations for current Fiscal Year
			Number of times on status quo within last two years	If below 15 members appears				If net loss is greater than 20% appears			If no report in 3 months appears in	When more than one year appears in	Number of repeat terms	Notes the officers that do not have an active	If no report at 12 months appears in red		

* - P - Priority Club. Cancellation Reasons: 1-Objectives/conduct, 2-Non-active club, 5-Non-existing club, 6-Disbanding, 7-Merger, 8-Financial Suspension, 9-District/Multiple District Dues.
** - Abbreviation: P-President, S-Secretary, T-Treasurer, M-Member Chairperson, VP-First Vice President, MC-Communications Chairperson, SC-Service Chairperson
*** - Abbreviation: N/R - Never reported using the Lions Clubs website, N/A - Not applicable, No password registered for the Lions Clubs website.
**** - Abbreviation: N - New, IP - Immediate Past, R - Repeat.



Club Health Assessment for District 2 S4 through February 2025

Club Number	Club Name	Charter Date	Status	Membership							Reports					Finance	LCIF
				Current Member Count	YTD Members Added	YTD Members Dropped	YTD Net Growth	YTD Net Growth%	Member Count 12 Months Ago	Avg. length of service for dropped members	Months Since Last MMR ***	Yrs. Since Last Officer Report	President Rotation	Vice President Reported ****	Months Since Last Activity Report ***	Account Balance	Donations for current Fiscal Year
			Number of times on status quo within last two years	If below 15 members appears				If net loss is greater than 20% appears			If no report in 3 months appears	When more than one year appears in	Number of repeat terms	Notes the officers that do not have an active	If no report at 12 months appears in red		
Clubs less than two years old																	
154785	Bay Area League of Extraordinary Lions	06/16/2023	Active	10	1	8	-7	-41.18%	0	2	0			VP,SC	7		\$110.00
178159	Brazoria County South Onyx	09/03/2024	Active	29	29	0	29	100.00%	0		1			N M,SC	3	90+ Days	
154656	Fort Bend County West	06/08/2023	Active	60	32	23	9	17.65%	0	2	0		3	N	0		\$563.00
	Exc Award (06/30/2023, 06/30/2024)																
155267	Galveston County Cigar	07/25/2023	Active	41	10	0	10	32.26%	0		0		2	VP	0		
180473	Houston Nigerian	02/06/2025	Newly Chartered	20	20	0	20	100.00%	0		0			M,VP,SC	0		
178023	Missouri City Caribbean	08/26/2024	Active	24	24	0	24	100.00%	0		5			T,M,VP,SC	3	90+ Days	
175519	Pearland Area Onyx	07/18/2024	Active	37	37	0	37	100.00%	0		0			N M	0		
155758	Pearland Lady	09/08/2023	Active	49	0	1	-1	-2.00%	0	1	0			N	0		\$425.00
	Exc Award (06/30/2024)																
179334	Stafford United Lions	11/04/2024	Active	20	20	0	20	100.00%	0		1			M,VP,SC	N/R		
Clubs more than two years old																	
1598	ALVIN	08/07/1936	Active	40	1	0	1	2.56%	0		2			N	0		\$58.50
1600	ANGLETON	05/17/1929	Active	27	1	0	1	3.85%	0		1			N SC	7		\$39.00
151392	Angleton Danbury	06/17/2022	Active(2)	13	0	7	-7	-35.00%	0	2	1			N M,SC	1		
1602	AUSTWELL TIVOLI L C	03/28/1967	Active	10	1	1	0	0.00%	0	2	2			VP,SC	13		\$15.00
56904	BACLIFF-SAN LEON BAYSIDE L C	05/03/1995	Active	23	0	1	-1	-4.17%	0	10	2			VP	0		\$36.00
	Exc Award (06/30/2023)																
1603	BAY CITY	09/19/1940	Active	109	14	25	-11	-9.17%	0	4	0			N SC	0		\$180.00
	Exc Award (06/30/2023, 06/30/2024)																
45643	BAY CITY EVENING	01/31/1986	Active	12	1	3	-2	-14.29%	0	4	4			N	0		\$21.00
120242	Bay City Lady Lions	08/29/2013	Active	20	2	3	-1	-4.76%	0	9	0			N	0		\$31.50
	Exc Award (06/30/2022)																
106899	BEEVILLE	11/18/2009	Active	21	0	6	-6	-22.22%	0	5	3		5	N M,SC	3		\$40.50
	Exc Award (06/30/2023)																



Club Health Assessment for District 2 S4 through February 2025

			Status	Membership							Reports					Finance		LCIF
Club Number	Club Name	Charter Date		Current Member Count	YTD Members Added	YTD Members Dropped	YTD Net Growth	YTD Net Growth%	Member Count 12 Months Ago	Avg. length of service for dropped members	Months Since Last MMR ***	Yrs. Since Last Officer Report	President Rotation	Vice President Reported ****	Months Since Last Activity Report ***	Account Balance	Donations for current Fiscal Year	
			Number of times on status quo within last two years	If below 15 members appears				If net loss is greater than 20% appears			If no report in 3 months appears in	When more than one year appears in	Number of repeat terms	Notes the officers that do not have an active	If no report at 12 months appears in red			
118273	BLESSING EFLM	11/08/2012	Active	36	5	7	-2	-5.26%	0	6	1		2	R	M,SC	0	\$57.00	
	Exc Award (06/30/2017, 06/30/2022)																	
1606	BOLING	03/02/1948	Active	14	0	0	0	0.00%	0		9		3		VP	6	\$1,021.00	
	Exc Award (06/30/2022, 06/30/2023)																	
1607	BRAZORIA	11/18/1947	Active	34	6	0	6	21.43%	0		0		3	N	M,VP,SC	0	\$42.00	
	Exc Award (06/30/2024)																	
138156	Brazoria County Hispanic	05/07/2019	Active	27	0	0	0	0.00%	0		20		7		M,VP,SC	7		
47604	BRAZOSPORT BREAKFAST	06/30/1987	Active	104	8	1	7	7.22%	0	2	0			N	T,SC	0	\$245.50	
	Exc Award (06/30/2023)																	
1641	BRAZOSPORT EVENING	10/22/1970	Active	17	0	1	-1	-5.56%	0	14	7			N	M,SC	1	\$52.50	
120093	BRAZOSPORT NOON	08/01/2013	Active	11	2	2	0	0.00%	0	2	1		2		VP,SC	0	\$16.50	
	Exc Award (06/30/2024)																	
120288	Clute	09/06/2013	Active(2)	7	0	0	0	0.00%	0		21	1	None		P,S,T,M,VP SC SC	0		
1609	CUERO	10/18/1938	Active	19	0	6	-6	-24.00%	0	2	1			N	SC	0	\$20.23	
1613	EAST BERNARD	03/19/1941	Active	26	1	0	1	4.00%	0		2		18		VP,SC	1		
1614	EDNA	10/14/1948	Active	20	6	5	1	5.26%	0	6	0			N	M,SC	0	\$28.50	
1615	EL CAMPO	09/09/1941	Active	30	0	2	-2	-6.25%	0	19	2			R	M,SC	0		
119405	EL CAMPO LADY	05/17/2013	Active	23	2	4	-2	-8.00%	0	2	1			N	M	0	\$37.50	
	Exc Award (06/30/2023)																	
1656	FIRST CAPITOL WEST COLUMBIA	08/22/1949	Active	9	0	0	0	0.00%	0		12				M,VP,SC	0		
1616	FREEPORT HOST	05/03/1943	Active	10	0	0	0	0.00%	0		0		4		M,VP,SC	0		
98909	FULSHEAR SIMONTON	03/26/2007	Active	22	0	1	-1	-4.35%	0	14	1		6	N	SC	0	\$1,034.50	
	Exc Award (06/30/2018)																	
1618	GALVESTON	01/26/1922	Active	24	2	4	-2	-7.69%	0	2	1				M,VP,SC	0	\$39.00	
1629	GALVESTON COUNTY GULF COAST	02/27/1948	Active	17	0	1	-1	-5.56%	0	1	2			R	M,SC	1	\$27.00	
105592	GALVESTON WEST BEACH	06/01/2009	Active	33	4	0	4	13.79%	0		0		2	R	SC	0	\$708.50	
	Exc Award (06/30/2022)																	




Club Health Assessment for District 2 S4 through February 2025

Club Number	Club Name	Charter Date	Status	Membership							Reports					Finance	LCIF
				Current Member Count	YTD Members Added	YTD Members Dropped	YTD Net Growth	YTD Net Growth%	Member Count 12 Months Ago	Avg. length of service for dropped members	Months Since Last MMR ***	Yrs. Since Last Officer Report	President Rotation	Vice President Reported ****	Months Since Last Activity Report ***	Account Balance	Donations for current Fiscal Year
			Number of times on status quo within last two years	If below 15 members appears				If net loss is greater than 20% appears			If no report in 3 months appears in	When more than one year appears in	Number of repeat terms	Notes the officers that do not have an active	If no report at 12 months red		
1620	GANADO	04/11/1966	Active	18	3	5	-2	-10.00%	0	21	2			N	S,SC	0	\$1,050.00
1621	GOLIAD	06/17/1948	Active	25	2	2	0	0.00%	0	2	0			IP	SC	0	\$37.50
1622	HALLETTSVILLE	02/24/1941	Active	27	1	0	1	3.85%	0		2		2	R	M,SC	0	\$539.00
124923	Karnes City Lions	05/21/2015	Active	18	0	0	0	0.00%	0		11		3		S,M,VP,SC	0	\$3,027.00
118893	KEMAH	03/06/2013	Active	23	0	0	0	0.00%	0		4			N	SC	2	\$69.00
Exc Award (06/30/2021)																	
1628	LAKE JACKSON	11/27/1945	Active	11	3	2	1	10.00%	0	2	0		2		VP,SC	24	\$15.00
1630	LEAGUE CITY	04/10/1952	Active(1)	50	11	3	8	19.05%	0	3	1		4	N		0	
47131	MANVEL	04/03/1987	Active	12	3	0	3	33.33%	0		5		3	R		0	\$13.50
115651	Matagorda County Hunting and Fishing	12/01/2011	Active	9	6	0	6	200.00%	0		0				M,VP	0	\$140.00
34432	MISSOURI CITY-BLUE RIDGE	09/30/1977	Active	15	1	0	1	7.14%	0		4		None	R	P	4	\$34.91
1633	NEEDVILLE	03/04/1946	Active	11	0	0	0	0.00%	0		8			IP	M,SC	0	\$96.50
1634	PALACIOS	08/18/1949	Active	13	4	6	-2	-13.33%	0	4	0			R	M,SC	0	\$122.50
Exc Award (06/30/2022, 06/30/2023, 06/30/2024)																	
1636	PEARLAND	06/28/1948	Active	138	4	5	-1	-0.72%	0	4	0			N		0	\$358.50
Exc Award (06/30/2022, 06/30/2024)																	
82519	PEARLAND SILVER LAKE	06/03/2004	Active	40	2	0	2	5.26%	0		0			N		0	\$1,932.00
Exc Award (06/30/2018, 06/30/2024)																	
1640	REFUGIO	07/15/1948	Active	34	0	0	0	0.00%	0		8		2		M,VP,SC	24+	\$51.00
1642	ROSENBERG	06/11/1931	Active	31	0	0	0	0.00%	0		6			N	P	6	\$46.50
1646	SANTA FE	03/29/1960	Active	18	3	5	-2	-10.00%	0	11	1		2		M,VP,SC	0	\$30.00
Exc Award (06/30/2023)																	
121052	Sargent Area	12/30/2013	Active	45	9	13	-4	-8.16%	0	3	1		2	R	SC	0	\$83.50
Exc Award (06/30/2022, 06/30/2023, 06/30/2024)																	
117219	SHINER	06/18/2012	Active	49	3	1	2	4.26%	0	1	1		3	R	SC	0	\$70.50
Exc Award (06/30/2024)																	
1649	SUGAR LAND	05/05/1941	Active	52	11	1	10	23.81%	0	3	0		2	R	SC	2	\$1,123.00



Club Health Assessment for District 2 S4 through February 2025

			Status	Membership							Reports					Finance		LCIF
Club Number	Club Name	Charter Date		Current Member Count	YTD Members Added	YTD Members Dropped	YTD Net Growth	YTD Net Growth%	Member Count 12 Months Ago	Avg. length of service for dropped members	Months Since Last MMR ***	Yrs. Since Last Officer Report	President Rotation	Vice President Reported ****	Months Since Last Activity Report ***	Account Balance	Donations for current Fiscal Year	
			Number of times on status quo within last two years	If below 15 members appears					If net loss is greater than 20% appears			If no report in 3 months appears in	When more than one year appears in	Number of repeat terms	Notes the officers that do not have an active	If no report at 12 months appears in red		
Exc Award (06/30/2019, 06/30/2020, 06/30/2021) 1650 SWEENEY 04/23/1945			Active	38	6	9	-3	-7.32%	0	3	3		None	P,M,VP,SC	0			
Exc Award (06/30/2022, 06/30/2023) 1651 TEXAS CITY 03/01/1939			Active	14	2	1	1	7.69%	0	24	4		2	R SC	0		\$539.50	
Exc Award (06/30/2023) 42042 TEXAS CITY MAINLAND 12/03/1982			Active	35	0	1	-1	-2.78%	0	41	0		7	S,M,VP,SC	0		\$54.00	
120039 Van Vleck 07/24/2013			Active	15	1	1	0	0.00%	0	12	0			IP SC	16		\$22.50	
1654 VICTORIA 01/17/1925			Active	58	20	8	12	26.09%	0	12	1			R	0		\$1,369.00	
Exc Award (06/30/2023) 1655 VICTORIA BOULEVARD 06/30/1950			Cancelled(6*)	0	0	0	0	0.00%	0		7	1	None	P,S,T,M,VP SC	15			
119708 Victoria Downtown 06/19/2013			Active(1)	7	1	10	-9	-56.25%	0	6	4		4	S,T,M,VP,SC	24+			
1657 WHARTON 05/03/1928			Active	41	0	0	0	0.00%	0		7			N P	4			
Exc Award (06/30/2022, 06/30/2023, 06/30/2024) 1658 WOODSBORO 09/16/1930			Active	23	0	8	-8	-25.81%	0	5	7			N T	3		\$46.50	
Exc Award (06/30/2022, 06/30/2023) 1659 YOAKUM 07/19/1928			Active	60	2	1	1	1.69%	0	2	4			P,M,VP,SC	0		\$88.50	
1660 YORKTOWN 12/19/1939			Active	44	3	1	2	4.76%	0	0	1		6	R M,SC	2		\$63.00	

Clubs Cancelled Previous Fiscal Year – Clubs Cancelled within last 12 months may be reinstated

Club Number	Club Name	Charter Date	Current Status*	Cancellation Date
1612	DICKINSON	06/15/1941	Cancelled(6*)	08/29/2023
124488	Falls City	03/31/2015	Cancelled(8*)	08/29/2023
100315	FRIENDSWOOD	10/10/2007	Cancelled(6*)	06/29/2024
122986	Kenedy	08/25/2014	Cancelled(8*)	12/29/2023
64510	MOULTON	06/30/2001	Cancelled(8*)	06/29/2024
1638	PORT LAVACA	06/30/1941	Cancelled(8*)	06/29/2024
1643	ROSENBERG FORT BEND	03/08/1962	Cancelled(6*)	12/29/2023
1648	STAFFORD MISSOURI CITY	04/17/1957	Cancelled(8*)	12/29/2023



Club Health Assessment for District 2 S4 through February 2025

INTERNATIONAL

Club Number	Club Name	Charter Date	Status		Membership								Reports					Finance		LCIF
					Current Member Count	YTD Members Added	YTD Members Dropped	YTD Net Growth	YTD Net Growth%	Member Count 12 Months Ago	Avg. length of service for dropped members	Months Since Last MMR ***	Yrs. Since Last Officer Report	President Rotation	Vice President Reported ****	Months Since Last Activity Report ***	Account Balance	Donations for current Fiscal Year		
			Number of times on status quo within last two years		If below 15 members appears				If net loss is greater than 20% appears		If no report in 3 months appears in	When more than one year appears in	Number of repeat terms	Notes the officers that do not have an active	If no report at 12 months appears in red					
Current Total Clubs Count	YTD New Clubs Count	YTD Cancelled Clubs Count	YTD Net Club Gain	Current Total Members Count	YTD Add	YTD Drop	YTD Net Growth	YTD Net Growth %	Member Count 12 Months Ago	Average Member Count Per Club	% of Clubs with less than 20 members	% No MMR in 3 Months	% No Officer Report in 12 Months	% of Clubs with balance 90+ days	Number of Clubs in Status Quo	% Status Quo Clubs in Financial Suspension	Number of Cancelled Clubs	Average Cancelled Club Age	Members Lost Due to Cancellation	% of Clubs Cancelled for Non-Financial Reasons
67	5	1	4	2,022	330	195	135	7.15%	0	30	36%	31%	1%	3%	0	0%	1	425	0	-400%

* - P - Priority Club. Cancellation Reasons: 1-Objectives/conduct, 2-Non-active club, 5-Non-existing club, 6-Disbanding, 7-Merger, 8-Financial Suspension, 9-District/Multiple District Dues.

** - Abbreviation: P-President, S-Secretary, T-Treasurer, M-Member Chairperson, VP-First Vice President, MC-Communications Chairperson, SC-Service Chairperson

*** - Abbreviation: N/R - Never reported using the Lions Clubs website, N/A - Not applicable, No password registered for the Lions Clubs website.

**** - Abbreviation: N - New, IP - Immediate Past, R - Repeat.



Club Health Assessment for District 2 S5 through February 2025

			Status	Membership							Reports					Finance		LCIF
Club Number	Club Name	Charter Date		Current Member Count	YTD Members Added	YTD Members Dropped	YTD Net Growth	YTD Net Growth%	Member Count 12 Months Ago	Avg. length of service for dropped members	Months Since Last MMR ***	Yrs. Since Last Officer Report	President Rotation	Vice President Reported ****	Months Since Last Activity Report ***	Account Balance	Donations for current Fiscal Year	
			Number of times on status quo within last two years	If below 15 members appears					If net loss is greater than 20% appears			If no report in 3 months appears in	When more than one year appears in	Number of repeat terms	Notes the officers that do not have an active	If no report at 12 months appears in red		
Clubs more than two years old																		
1522	BELLVILLE	11/20/1940	Active	107	6	4	2	1.90%	0	6	0		2	N	24+		\$3,105.00	
84358	BLINN COLLEGE	10/29/2004	Active	21	15	18	-3	-12.50%	0	1	0		2	M,VP,SC	10		\$25.00	
Exc Award (06/30/2022, 06/30/2023)																		
1525	BRENNHAM EVENING	09/01/1936	Active	22	0	0	0	0.00%	0		0		None	P,S,M,VP,SC	12		\$2,022.00	
Exc Award (06/30/2022)																		
1526	BRENNHAM NOON	04/03/1969	Active	20	3	2	1	5.26%	0	14	0		11	M,VP,SC	24+		\$3,000.00	
1527	BRYAN	08/28/1923	Active	68	19	9	10	17.24%	0	7	1			N	2		\$58.00	
1532	CALDWELL	02/12/1948	Active	22	1	0	1	4.76%	0		1			N	0		\$225.00	
49848	CALDWELL BURLESON COUNTY	09/15/1989	Active	33	1	1	0	0.00%	0	28	4			N	1		\$1,208.00	
Exc Award (06/30/2017, 06/30/2018, 06/30/2020)																		
51093	CALDWELL EARLY EVENING	12/03/1990	Active	13	0	3	-3	-18.75%	0	7	1			N	18		\$25.00	
Exc Award (06/30/2017, 06/30/2023)																		
1537	CARMINE	02/18/1972	Active	37	2	0	2	5.71%	0		5		None	P,T,M,VP,SC	16			
Exc Award (06/30/2021, 06/30/2022, 06/30/2020)																		
1539	COLLEGE STATION	10/23/1950	Active	139	7	17	-10	-6.71%	0	11	0			N	1		\$3,830.00	
Exc Award (06/30/2019, 06/30/2024)																		
125004	College Station Evening	05/29/2015	P- Active	0	0	0	0	0.00%	0		5		None	P,S,T,M,VP SC	12			
Exc Award (06/30/2022)																		
1538	COLLEGE STATION MORNING	07/11/1973	Active	12	0	0	0	0.00%	0		18		2	R M,SC	24+		\$25.00	
1540	COLUMBUS	06/04/1943	Active	104	13	3	10	10.64%	0	4	0			N	1		\$184.00	
Exc Award (06/30/2017, 06/30/2022, 06/30/2020)																		
49975	DIME BOX	11/27/1989	Active	44	5	0	5	12.82%	0		5			N P,SC	9			
Exc Award (06/30/2018, 06/30/2022, 06/30/2020)																		
1543	EAGLE LAKE NOON	06/26/1941	Active	29	5	0	5	20.83%	0		1			N M,SC	19		\$25.00	
Exc Award (06/30/2017)																		
1546	FAYETTEVILLE	10/13/1966	Active	72	4	12	-8	-10.00%	0	9	1		2	R S,SC	7			
38888	FLATONIA	09/29/1980	Active	38	1	3	-2	-5.00%	0	5	0			N	3		\$40.00	



Club Health Assessment for District 2 S5 through February 2025

			Status	Membership							Reports					Finance		LCIF
Club Number	Club Name	Charter Date		Current Member Count	YTD Members Added	YTD Members Dropped	YTD Net Growth	YTD Net Growth%	Member Count 12 Months Ago	Avg. length of service for dropped members	Months Since Last MMR ***	Yrs. Since Last Officer Report	President Rotation	Vice President Reported ****	Months Since Last Activity Report ***	Account Balance	Donations for current Fiscal Year	
			Number of times on status quo within last two years	If below 15 members appears				If net loss is greater than 20% appears			If no report in 3 months appears in	When more than one year appears in	Number of repeat terms		Notes the officers that do not have an active	If no report at 12 months red		
1549	GARWOOD	01/26/1948	Active	25	0	0	0	0.00%	0		10		None		P,M,VP,SC	24+		\$25.00
99420	GERONIMO LIONS	05/22/2007	Active	34	0	2	-2	-5.56%	0	7	2			N	M,SC	0		\$35.00
1552	GIDDINGS	08/22/1928	Active	76	2	1	1	1.33%	0	25	1			N	SC	11		\$150.00
Exc Award (06/30/2017, 06/30/2021, 06/30/2022)																		
39986	GIDDINGS BREAKFAST	06/12/1981	Active	94	6	1	5	5.62%	0	4	1			N		0		\$20.00
Exc Award (06/30/2021, 06/30/2022, 06/30/2023)																		
63598	GIDDINGS EVENING	10/02/2000	Active	11	0	1	-1	-8.33%	0	1	6		None		P,T,M,VP,SC	0		
Exc Award (06/30/2023, 06/30/2024)																		
47663	GIDDINGS NEW HORIZONS	08/05/1987	Active	78	0	3	-3	-3.70%	0	1	0		2	N	SC	11	90+ Days	
Exc Award (06/30/2020, 06/30/2021, 06/30/2022)																		
50444	GONZALES BREAKFAST	04/23/1990	Active	14	0	0	0	0.00%	0		5		2		S,T,M,VP,SC	16		
1553	GONZALES NOON	05/03/1940	Active	74	8	5	3	4.23%	0	3	0			N		2		(\$1,000.00)
Exc Award (06/30/2017, 06/30/2021, 06/30/2022)																		
1557	HEARNE	09/09/1947	Active	19	0	0	0	0.00%	0		9		3	R	M,SC	24+		\$25.00
1558	HILLTOP LAKES	03/10/1967	Active	54	6	9	-3	-5.26%	0	16	0			N	P,SC	0		\$57.00
Exc Award (06/30/2022, 06/30/2023)																		
1560	INDUSTRY WEST END	06/14/1971	Active	26	1	2	-1	-3.70%	0	37	1				P,M,VP,SC	24+		\$27.00
48641	LA GRANGE BLUEBONNET	06/08/1988	Active	21	0	0	0	0.00%	0		10			N		2		\$21.00
Exc Award (06/30/2019, 06/30/2020)																		
1565	LA GRANGE EVENING	11/03/1966	Active(1)	39	0	0	0	0.00%	0		3		None		P,T,M,VP,SC	24+		
Exc Award (06/30/2022)																		
1564	LA GRANGE NOON	08/28/1928	Active	97	6	11	-5	-4.90%	0	10	0				VP	4		\$1,102.00
Exc Award (06/30/2020, 06/30/2023)																		
1566	LEXINGTON	12/17/1953	Active	48	3	10	-7	-12.73%	0	5	2				M,VP,SC	4		\$55.00
Exc Award (06/30/2022, 06/30/2023, 06/30/2024)																		
1571	MADISONVILLE	03/18/1948	Active	17	1	0	1	6.25%	0		4		6		M,VP,SC	24+		\$25.00
1576	NAVASOTA	10/04/1948	Active	22	4	3	1	4.76%	0	3	2			N		14		
47083	NAVASOTA NOON	03/30/1987	Active	32	1	0	1	3.23%	0		5			R	T	0		




Club Health Assessment for District 2 S5 through February 2025

			Status	Membership							Reports					Finance	LCIF
Club Number	Club Name	Charter Date		Current Member Count	YTD Members Added	YTD Members Dropped	YTD Net Growth	YTD Net Growth%	Member Count 12 Months Ago	Avg. length of service for dropped members	Months Since Last MMR ***	Yrs. Since Last Officer Report	President Rotation	Vice President Reported ****	Months Since Last Activity Report ***	Account Balance	Donations for current Fiscal Year
			Number of times on status quo within last two years	If below 15 members appears						If net loss is greater than 20% appears	If no report in 3 months appears in	When more than one year appears in	Number of repeat terms	Notes the officers that do not have an active	If no report at 12 months red		
Exc Award (06/30/2018)																	
46535	NEW BADEN CAMP CREEK EVENING	09/22/1986	Active(1)	27	1	4	-3	-10.00%	0	22	1		2	R	VP,SC	24+	\$100.00
54329	NEW ULM	04/12/1993	Active	13	0	0	0	0.00%	0		12		None		P,T,M,VP,SC	24+	
1579	NIXON	09/09/1941	Active	13	0	2	-2	-13.33%	0	5	5			N	SC	24	
104953	PAIGE	03/12/2009	Active	47	3	2	1	2.17%	0	8	1			N	M,SC	8	\$25.00
Exc Award (06/30/2021, 06/30/2022, 06/30/20)																	
130508	Round Top	03/24/2017	Active	15	0	0	0	0.00%	0		8		8	R	M,SC	11	\$15.00
Exc Award (06/30/2021)																	
1585	SCHULENBURG	11/15/1966	Active	29	1	5	-4	-12.12%	0	13	1		5		M,VP,SC	24+	
Exc Award (06/30/2022)																	
1586	SEALY	12/20/1968	Active(1)	13	1	0	1	8.33%	0		5		2	R	M,VP	11	
1587	SEGUIN NOON	02/27/1940	Active(1)	38	3	4	-1	-2.56%	0	16	1			N	SC	6	\$1,078.00
Exc Award (06/30/2024)																	
39119	SEGUIN SUNRISE	12/23/1980	Active	26	0	1	-1	-3.70%	0	2	1			N		0	\$627.00
Exc Award (06/30/2022, 06/30/2023)																	
49887	SEGUIN SUNSET	10/19/1989	Active	13	0	2	-2	-13.33%	0	4	3			N	SC	1	
Exc Award (06/30/2022, 06/30/2023)																	
1589	SHERIDAN	03/30/1964	Active	41	6	0	6	17.14%	0		0			IP	T,M,SC	1	
Exc Award (06/30/2017)																	
1590	SMITHVILLE	02/17/1927	Active	47	5	1	4	9.30%	0	1	0			N		3	
1591	SNOOK	03/20/1967	Active	26	1	1	0	0.00%	0	2	1			N	SC	14	
63111	WAELDER NEW MILLENNIUM	05/03/2000	Active	6	0	1	-1	-14.29%	0	3	1		4		M,VP,SC	0	\$1,025.00
Exc Award (06/30/2022)																	
110138	WASHINGTON COUNTY LADIES	01/19/2011	Active	49	3	5	-2	-3.92%	0	7	0			IP	SC	3	\$601.00
Exc Award (06/30/2018, 06/30/2024)																	
1596	WEIMAR	02/03/1948	Active	60	1	2	-1	-1.64%	0	16	1			N		2	\$1,061.00
51604	WEIMAR ENCORE	05/07/1991	Active	44	1	0	1	2.33%	0		2			N		0	\$543.00
Exc Award (06/30/2021, 06/30/2023, 06/30/20)																	



Club Health Assessment for District 2 S5 through February 2025

				Status	Membership						Reports					Finance	LCIF
Club Number	Club Name	Charter Date		Current Member Count	YTD Members Added	YTD Members Dropped	YTD Net Growth	YTD Net Growth%	Member Count 12 Months Ago	Avg. length of service for dropped members	Months Since Last MMR ***	Yrs. Since Last Officer Report	President Rotation	Vice President Reported ****	Months Since Last Activity Report ***	Account Balance	Donations for current Fiscal Year
			Number of times on status quo within last two years	If below 15 members appears				If net loss is greater than 20% appears			If no report in 3 months appears in	When more than one year appears in	Number of repeat terms	Notes the officers that do not have an active	If no report at 12 months appears in red		
48759	WELLBORN	06/24/1988	Active	21	1	0	1	5.00%	0		1		2	R M,SC	14		
Exc Award (06/30/2023)																	

Clubs Cancelled Previous Fiscal Year – Clubs Cancelled within last 12 months may be reinstated

Club Number	Club Name	Charter Date	Current Status*	Cancellation Date
65401	AGGIELAND	05/21/2002	Cancelled(8*)	08/29/2023
108308	SOMERVILLE	05/12/2010	Cancelled(8*)	06/29/2024

Current Total Clubs Count	YTD New Clubs Count	YTD Cancelled Clubs Count	YTD Net Club Gain	Current Total Members Count	YTD Add	YTD Drop	YTD Net Growth	YTD Net Growth %	Member Count 12 Months Ago	Average Member Count Per Club	% of Clubs with less than 20 members	% No MMR in 3 Months	% No Officer Report in 12 Months	% of Clubs with balance 90+ days	Number of Clubs in Status Quo	% Status Quo Clubs in Financial Suspension	Number of Cancelled Clubs	Average Cancelled Club Age	Members Lost Due to Cancellation	% of Clubs Cancelled for Non-Financial Reasons
53	0	0	0	2,090	147	150	-3	-0.14%	0	39	25%	34%	0%	2%	0	0%	0	0	0	0%

* - P - Priority Club. Cancellation Reasons: 1-Objectives/conduct, 2-Non-active club, 5-Non-existing club, 6-Disbanding, 7-Merger, 8-Financial Suspension, 9-District/Multiple District Dues.

** - Abbreviation: P-President, S-Secretary, T-Treasurer, M-Member Chairperson, VP-First Vice President, MC-Communications Chairperson, SC-Service Chairperson

*** - Abbreviation: N/R - Never reported using the Lions Clubs website, N/A - Not applicable, No password registered for the Lions Clubs website.

**** - Abbreviation: N - New, IP - Immediate Past, R - Repeat.